

# RODRIGUEZ

## BICYCLES, TANDEM & ACCESSORIES

# 1998



### **New for 1998**

*The Rodriguez Arrow Men's  
Bicycle pg. 3*



*The Rodriguez Stellar  
bike for women pg. 2*



### **New for 1998**

*The Rodriguez  
Parrot Tandem pg. 5*



*The Rodriguez  
Toucan Tandem pg. 4*



*Rodriguez Custom  
Frames pg. 6, 7, 10*



*Rodriguez Custom  
Tandem Frames pg. 12-13*



*Parts Groups  
pg. 14-15*



*Rodriguez Accessories  
pg. 17*



*Vacation Package pg. 20*



*The world's most versitle bicycle!  
The 8-Ball pg. 20*

*Glossary of Terms in back*

### **R+E cycles**

5627 University Way NE  
Seattle WA, 98105  
phone 206-527-4822  
fax 206-527-8931

e-mail: RodTandem@aol.com

**Visit our web site at**

**<http://www.rodcycle.com>**

# HAND BUILT IN SEATTLE SINCE 1973

# ABOUT OUR SHOP

R+E Cycles began as a repair shop in the early 1970's. Our founder, Angel Rodriguez, took a keen interest in the frame as the main component of the bicycle and immediately ran off to France to study frame-building under the tutelage of the now deceased Alex Singer, perhaps the best frame builder of his time. These skills



have evolved over time, making RODRIGUEZ one of the best custom frame shops of all time.

Our frames are built around the philosophy that customization is a major component of your bicycle. We will tailor your bicycle, whether it is a mountain bike, tandem or road machine, to fit your body measurements as well as your riding



style. No two of our custom frames are alike.

Our staff is as varied as our customer base. We have road racers, die hard tandem riders, mountain bike addicts, triathletes and tourists. Some of us ride hard and set world records, others of us ride for fun. But we are all enthusiastic about cycling and helping others to enjoy the sport as much as we do.

We build bicycles for weekend warriors, fair weather riders, blind stokers, one armed biathletes and middle-aged folks who want to get back in shape and be comfortable while riding. Whatever your cycling needs, contact us and we'll make it happen.

Our bicycle shop has been in the same area of Seattle (University District) since 1973. From the beginning, R+E Cycles has been on a mission to make cycling more fun, available, and accepted in our area.

One of the special features of our shop are cameras located in the store showing the frame builders as they build bicycles live as you watch.

We also offer vacation packages if you'd like us to arrange a visit our store and enjoy the sites of the Pacific Northwest.

We build custom bikes for people in the Northwest, as well as people all over the U.S. and Canada (once in a while even outside those borders). We understand that in purchasing a custom bike, you may want or need things that are not included in this catalogue, and we will work over the phone, fax, e-mail, and yes, even the postal service to provide you with what you need. If what you need or want is not in this catalogue, just contact us and we'll talk.



## A WORLD RECORD!

*3000 miles in record time*

In 1984, Estelle Gray (now owner of R+E Cycles) and Cheryl Marek took off from Santa Monica, California on a RODRIGUEZ Custom Tandem, and arrived in New York in a



Women's world record time of 10 days, 22 hours, and 48 minutes! That time was only 1 hour behind the Men's time! "I liked the bike so much, I bought the company!" says Estelle. *This is the photo from the Guinness book of World Records.*

<http://www.rodcycle.com>

# ABOUT RODRIGUEZ HAND-BUILT FRAMES

For almost a quarter of a century, we have been building some of the finest hand-built custom bikes in the world. In 1996, we added a hand-built production model to our line-up, the Stellar. In 1998 we are offering 4 models of hand-built production bicycles at extremely competitive prices. Here are a few words about how we've been able to do it:



Was your bicycle mass produced over seas, packed into a box, sold to a distributor, shipped to the U.S., sold to a retailer, assembled from a box, and then sold

to you? Or was your bicycle hand-built right here in the city of Seattle by people you know on a first name basis?

The words 'hand-built' in manufacturing a bicycle mean that a human, as opposed to a machine, cut, welded, and painted that bicycle. 'Hand-built' stands for higher attention to detail, much more limited production, tighter tolerances during alignment, the ability to customize things about one specific bicycle during production, and the comfort of knowing that your bicycle is special. In the past, the words 'hand-built' were usually accompanied by a significantly higher price. **At R+E Cycles, we can hand build your bicycle for the same price that you would pay for a mass produced bicycle!**

**A hand-built production bike at the price of a bike in a box?** Most people are aware that a large company with a mass produced product can buy in huge quantities and receive price breaks, or move their manufacturing from country to country looking for better labor rates. So how does a small manufacturer like R+E Cycles produce a hand-built production bicycle, and sell it for the same retail price as the mass production bike? A lot of customers ask that question. Other shop owners and bike manufacturers are often curious too. They sometimes think it's too good to be true. We were asked the question enough that we decided to figure it out for ourselves.

The answer we discovered is two-part, and actually pretty simple. When you purchase something from us that we manufactured, you are buying factory direct. That might sound like a buzz word of the 90's, but when you come in to our store, you can walk down the stairs to meet and talk to the folks that will design, build and paint your bike. When you purchase a Rodriguez bicycle, it is **produced**, and then **sold** to you. We don't have any "middle men", sales reps, shipping fees, import taxes or overseas expenses. And we also eliminate the price of the box!

If you are thinking of spending around a thousand dollars for your next bike we invite you to tour our facility and meet the builders. You can have a face to face discussion with them about your "steed". We can even include a photo album of its construction.

STELLAR

## KEEP YOUR EYE ON THE MONEY!

*A comparison of costs associated with getting your bike to you.*

Mass Produced Bike	Rodriguez Hand-built Bike
Produced (overseas) \$	Produced by us \$
Packed \$	Sold to you \$
Shipped to US \$	
Sold to US distributor \$	
Sold to US retailer \$	
Shipped to retailer \$	
Assembled \$	
Sold to you \$	



(206) 527-4822 • fax (206) 527-8931



# RODRIGUEZ STELLAR

"Finally a bike designed for real women."

### SPEC SHEET FOR 1998 RODRIGUEZ STELLAR

	Shimano	Campangolo Veloce 9sp
Frame	Double butted Cro-moly	Double butted Cro-moly
Fork	Cro-moly	Cro-moly
Rear Derailleur	Shimano RSX	Veloce
Front Derailleur	Shimano RX100	Veloce
Crank set	Alloy triple	Veloce triple
Brakes	Alloy double pivot	Veloce double pivot
Brake Levers	Dia Compe short reach	Veloce Ergo
Handle bar	SR Alloy 39cm	TTT Synthesis
Stem	System 3	TTT Synthesis
Shifters	Shimano Bar end	Veloce Ergo
Bar Tape	White Cork Ribbon	White Cork Ribbon
Tires	Panaracer Technova	Panaracer Technova
Bottom Bracket	Shimano sealed cartridge	Veloce sealed
Rims	Sun Metal Alloy	Sun Metal Alloy
Wheels	<b>Hand-built (3-year warranty)</b>	
Spokes	DT Stainless steel	DT Stainless steel
Hubs	Shimano Cassette	Veloce 9-speed
Seat Post	27.2 Alloy	27.2 Alloy
Seat	Women's gel	Serfas Women's

Standard Stellar	\$999.99
Frame and fork only	\$599.99
Stellar with STI	\$1079.99
Stellar with Veloce	\$1449.99
*Touring Upgrade	\$100.00

The RODRIGUEZ STELLAR production road bike for women, has quickly become one of the most popular women's specific geometry bikes in U.S. The Stellar is designed by Estelle Gray (R+E owner & Women's *Tandem Across America* world record holder) to address the unique needs of female cyclists.

In addition to the Shimano equipped STELLAR at \$999, this year we will be able to sell 9 speed Veloce equipped STELLARS for just \$1499.99. You won't find a bike like this in any other shop in the world.

With equal size 650 wheels and a short top tube that slopes upward, you'll find you're in the most comfortable road-riding position imaginable. The smaller wheels are lighter, and allow the top tube to be shorter for a woman's geometry. A triple chain ring makes hill climbing a breeze. These bikes are being produced in 4 sizes: 46,49, 51, and 54cm to fit people from approx. 4'11" to 5'9".


The entire bike has been designed, built, and assembled by hand in Seattle USA. The frame carries our lifetime warranty and we include a 3 year warranty on its hand-built wheels. It's powder coated a deep "Night Sky Purple".

**Ordering information on page F1 (centerfold)**

*See photo in the centerfold*

\*STELLAR Touring Upgrade includes: cantilever brakes, wider stronger rims, and wider tires.

Not from Seattle? Ask us about our long distance test ride policy.



Estelle Gray, women's world record holder, owner of R+E Cycles, designer of the Stellar



# RODRIGUEZ ARROW

### NEW FOR 1998

In addition to the Stellar, we are proud to announce that we will be producing a RODRIGUEZ hand-built production bike for men as well. When you test ride one of the 1998 RODRIGUEZ ARROWS you'll understand why we are adopting the Slogan, "bikes that fly". We are building a limited production run of these road bikes that can be equipped with Campy, Shimano or Sachs components as you choose.

Designed by Estelle Gray and Dan Towle (owners of R+E Cycles), these bikes are a fantastic value. Starting at \$1050 (Shimano RSX), the ARROW will be priced competitively with the mass produced bikes that are imported from overseas. The ARROW is something you won't see anywhere else!



Seat tube and down tube are ovalized at the bottom bracket

*This greatly reduces the frame's 'flex' at the bottom bracket, and transfers more of your power into forward motion!*

### SPEC SHEET FOR 1998 RODRIGUEZ ARROW

	Shimano	Campangolo Veloce 9sp
Frame	Double butted Cro-mo	Double butted Cro-mo
Fork	Cro-mo	Cro-mo
Rear Derailleur	Shimano RSX	Veloce
Front Derailleur	Shimano RX100	Veloce
Crank set	Alloy triple or double	Veloce triple or double
Brakes	Alloy double pivot	Veloce double pivot
Brake Levers	RSX STI	Veloce Ergo
Handle bar	System 3	TTT Synthesis
Stem	System 3	TTT Synthesis
Shifters	RSX STI	Veloce Ergo
Bar Tape	Black Cork Ribbon	Black Cork Ribbon
Tires	Panaracer Technova	Panaracer Technova
Bottom Bracket	Shimano sealed cartridge	Veloce sealed
Rims	Sun Metal Alloy	Sun Metal Alloy
Wheels	<b>Hand-built (3-year warranty)</b>	
Spokes	DT Stainless steel	DT Stainless steel
Hubs	Shimano Cassette	Veloce 9-speed
Seat Post	27.2 Alloy	27.2 Alloy
Seat	Bontrager	Bontrager

Arrow with Shimano RSX	\$1049.99
Frame and fork only	\$649.99
Arrow with Veloce	\$1499.99

Ordering information is in the centerfold.


The Arrow features an ovalized down tube and seat tube.

Not from Seattle? Ask us about our long distance test ride policy.




# RODRIGUEZ TOUCAN

Two can have more fun on a RODRIGUEZ tandem!



RODRIGUEZ tandems have been raved about in *Bicycling* and *Tandem Magazine*. We understand the balance between comfort and performance. We can install any parts you desire, but the heart of a tandem is the frame.



Phil Wood Rear Hub

We welcome you to come to R+E where we design, build and paint these tandems. We think you'll see why we are still around after 24 years.

The RODRIGUEZ TOUCAN is a production bicycle with the quality of a custom.

RODRIGUEZ has been making custom tandems for over twenty years. Now 'two can' have more fun on a RODRIGUEZ hand-built tandem and pay the same price or less than you would for a standard robotically made factory tandem.

The Toucan is hand-built here in Seattle by the RODRIGUEZ frame builders. We have spent the winter building a small stock of hand-built tandems. We have chosen to make two Toucans in 3 sizes with a red powder coated finish. We are offering a traditional frame set as well as one designed around the Softride beam.

When it comes to the components you'll see that they live up to the quality of the TOUCAN frame. Shimano XT derailleurs, Shimano Ultegra bar end shifters, Hugi hub, hand-built 26 inch wheels, Deore LX V-brakes, DiaCompe A-head set and a crank set made specially for us are some of the components that you'll find on the Toucan. Optional features include: Arai drum brake, suspension rear seat post & Ergo shifting (see order form for pricing)



Your choice V-Brake (shown) or CNC machined cantilevers



Exclusive Rodriguez ovalized top & keel tubes

*"The Toucan is the best tandem on the market at \$2099!"*


Ordering information on the Tandem Order Form Pg. F2 ctr. fold

See specifications on page 13



# RODRIGUEZ PARROT

'98, the RODRIGUEZ PARROT



The PARROT offers the same high-quality frame and fork as the TOUCAN including all our collected experience with custom tandems, but with 700c wheels, an inside-out two color fade paint, Sachs ergo shifting, and top of the line components all around. The PARROT takes the tandem to the next level of performance at \$2899.99. The PARROT isn't just a great value, it's the best-looking production tandem on the road.


RODRIGUEZ production frames are different from other production tandems in many ways. First of all, we have analyzed the many fit kits from the couples we have measured for the last 14 years and then designed our frame sizes around the most common combinations. Fit-wise, we have designed the tandems to be very versatile and easily adaptable to many riders. Being hand-built one at a time ensures the frame's alignment as well as the integrity of the joints. All our production frames utilize our exclusive RODRIGUEZ oval top tube and keel tube combination, making them extremely responsive as well as comfortable.

Grab your partner and take a test ride! If you are a pair, the


RODRIGUEZ PARROT is the machine to have. This is a tandem with bells and whistles. We've taken the exclusive RODRIGUEZ design, including oval top and bottom tubes, "smart size" seat tubes, roomy stoker position, and added some extra features. Its 700c wheels make for a little faster feel when you are giving it your all. The unique two tone 'inside-out' fade paint job (see ctr. fold) will make other tandem owners envious and the hand selected components with ergo shifting will be a notch above all the rest. And at \$2899 you're even getting a deal.



Sachs Ergo Shifting Standard



CNC Machined Cantilevers (shown) or LX V-brakes



Exclusive Rodriguez ovalized top & keel tubes

To order, fill out the Tandem Order Form in the centerfold (F2)

Ordering information on the Tandem Order Form Pg. F2 ctr. fold

See specifications on page 13

Road /Race/Triathlon/Mountain/Tour/Hybrid  
Custom Bike Package Deals

In addition to our à-la-carte frame options, we are offering 3 frame packages. Each package offers a savings as compared to adding the choices up individually. If you need or want options not included with the package, see the à-la-carte menu. See Glossary in the back to clarify technical terms.

## ***Bread and Butter frame and fork***

### **Road \$19.99**

919.99 mountain, tour or hybrid

The Bread and Butter is a perfect choice for the cyclist who wants a bike custom designed to fit them perfectly and match their riding style but doesn't want to pay for bells and whistles. This frame can handle anything from the Burke Gilman Trail to daily commuting or a cross country ride. Includes custom fit and designed tig-welded frame with the following features:

- RODRIGUEZ double butted cro-moly tube set
- Stock cro-moly fork
- 1-color paint job (any basic color in stock)
- Down tube shifter bosses or down tube stops
- Braze-ons for 2 water bottles
- All necessary cable stops
- Pump peg
- Cantilever brake braze-ons (hybrid, touring, or mountain only)

#### *Upgrade options:*

- Pump with matching paint ..... \$69
- Rear rack braze-ons ..... \$28
- Double eyelets front & rear ..... \$54
- 2-color simple fade paint job ..... \$70
- Kandy color paint job ..... \$66
- OX Gold tubing ..... \$190
- Double eyelets front & rear ..... \$60
- Lowrider front rack ..... \$53
- S&S couplings ..... \$579

## ***Icing on the cake frame and fork***

### **Road \$1269.99**

1369.99 mountain, tour or hybrid

For the rider who wants to have the nicest bike in the group, we suggest the Icing On the Cake. Above and beyond the custom fit and design, this frame includes a lighter tubing set, elegant hand finished joints, and a paint upgrade.

Includes custom designed fit, tig-welded cleaned and polished frame with the following features:

- True-Temper OX RCX tube set
- Alloy fork (road) Cro-moly with cantilevers (mountain, tour or hybrid)
- 2-color simple fade or 1-color Kandy paint
- Down tube shifter bosses or down tube stops
- Pump peg
- Braze-ons for 2 water bottles
- All necessary cable stops
- Cantilever brake braze-ons (mountain, tour or hybrid only)



#### *Upgrade options:*

- Carbon fiber fork ..... \$250
- Custom fork ..... \$250
- Chain hanger braze-on ..... \$19
- Pump with matching paint ..... \$69
- Rear rack braze-ons ..... \$28
- Double eyelets front & rear ..... \$54
- Internal top tube cable guide ..... \$88
- Designer paint ..... \$195
- Hidden fender mounts ..... \$55
- Custom multi-shape tubing ..... \$95
- OX Gold tubing ..... \$45
- Lowrider front rack ..... \$53
- S&S couplings ..... \$579

## ***Champagne & Caviar***

**Road frame and fork 2049.99** (2149.99 hybrid/touring/mountain)

For the rider who wants the nicest bike, period, we offer the Champagne & Caviar. Basically this bike is the best that money can buy. It offers some performance upgrades as well as many cosmetic upgrades. We start with our lightest tube set, then multi-shape it for the ultimate in performance. We then route the cables internally throughout the frame, and include just about anything you want in a paint job. Includes custom designed fit, cleaned and polished frame with the following features:

- True-Temper OX Gold tube set with multi-shape
- Custom hand-built fork, or carbon fiber fork
- Internal top tube cable routing
- Internal down tube cable routing
- Pump painted to match
- Your choice of designer paint (or design your own & we'll talk)
- Pump peg
- Braze-ons for 2 water bottles
- Chain stay stop
- Cantilever brake braze-ons (hybrid, touring, or mountain only)

#### *Upgrade options*

- Chain hanger braze-on ..... \$19
- Internal chain stay cable routing ..... \$88
- Custom aero head tube fairing ..... \$250
- Wish bone seat stays ..... \$75
- Hidden fender mounts ..... \$55
- Lowrider front rack ..... \$53
- Spoke holder spoke length ..... \$100
- Rear rack braze-ons ..... \$28
- Double eyelets front & rear ..... \$54

If none of our custom frame packages suit your needs, you can design your custom bicycle from the à-la-carte menu. Turn to page 10 to design your own bike with all of the features you would like.

## ***Tubing terms***

### ***Custom multi-shape Tubing***

A RODRIGUEZ tradition. This procedure is a method that we have developed over a period of years where we ovalize the frame

tubing at the joints. This strengthens and stiffens the frame at the crucial points where the tubes intersect, and produces a bicycle frame that is eye-catching and easily recognizable. This procedure can be used to allow us to build a bicycle using lighter, thinner wall tubing without losing strength or rigidity. This option is available on all of our bicycle tube sets with the exception of Reynolds 853.



### ***Air Hardening***

Some of our tube sets for 1998 are 'air hardening' tube sets. Most bicycle tubes are heat treated, but when they are welded, the heat treating is compromised in the 'heat affected zone'. An 'air hardening' tube set is made of a special type of steel alloy that not only likes to be welded, but will become stronger & stiffer in the 'heat affected zone' after welding. Air hardening is not something you can see, but something that you can feel in the bicycle's handling. It will provide a more efficient ride, and sometimes allows us to use a lighter tube set than we would use in a 'non-air hardening' tube set.

# CUSTOM DECALS

This year we can make your rodriguez decals in any font or color that you would like. Or we can actually use it to make a paint mask that we can use to skillfully paint your design on to your frame. Custom font or custom color decals will add about \$25 to the price of your custom bike (assuming custom decal color choice is in stock).

Choose virtually any shape or font you want on your new bicycle. We can cut a decal for a single word or design. And we can use your pattern as a stencil and work with you to design a pattern that covers your entire bicycle. Show us the shape you want to use and we'll work with you to design the look of your completed bicycle.


We have years of experience and even more imagination. We can put you on the best-looking bike on the road.

See the color insert for examples of some of our stencils. Prices vary depending on complexity of design.



# TUBING


**Rodriguez double butted Cro-Moly** - Double butted cro-moly tubing used in the construction of our Stellar and Arrow bicycles. Comparable to Reynolds 531 or Columbus Thron. Suitable for custom multi-shaping.

 **True Temper** - Made in the U.S.A., True Temper is our favorite brand of high tech tubing.

**RC 2** - Double butted cro-moly available in a multitude of gauges. Great for any bicycle application. Suitable for custom multi-shaping

**OX RCX** - Light weight, heat treated, and durable tubing. This tubing is an excellent choice for tig-welding. Suitable for custom multi-shaping.


**OX GOLD** - The lightest of the light! OX GOLD offers the full benefit of 'air hardening' and is available in gauges to suit any style of riding. Suitable for custom multi-shaping.

 **Columbus** - The classic Italian bicycle tubing company. A traditionalist's favorite.

**Thron** - Just a good quality, basic butted tube set. Suitable for multi-shaping.

**ELOS** - Very light weight Nivachrome tubing. Suitable for racing bicycles, and custom multi-shaping.

**Genius** - Extremely light, perfect for race bikes and suitable for multi-shaping.

 **Reynolds** - Made in England. The other classic bicycle tube set. **531** - Long time standard in high quality bicycles. Good for any bicycle use. Suitable for custom multi-shaping.

**725** - New for 1998. This tubing offers some of the 'air hardening' qualities. Light weight and suitable for all types of bikes.

**853** - Full 'air hardening' qualities make this a very responsive yet light-weight tube set. Not suitable for 'multi-shaping'.

# PAINT OPTIONS

Custom bicycle means custom color too. We have many colors in stock. If you'd like a specific color, and you can't come into the shop to choose from our selection, you can go to an automotive paint store, choose a color, and give us the PPG or House of Kolor number. We'll look up that number and paint your bicycle to match. If you send us a sample, we can match that. If you have any questions about the color you want, call us and we'll help you find it.

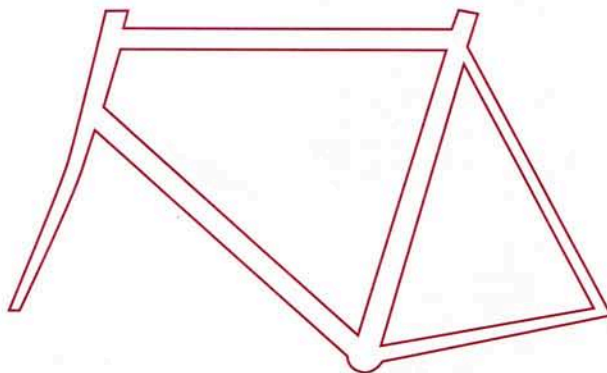
We have other exciting options available.

The Simple Fade fades from one color to another over a short distance. (see centerfold for an example) The Super Fade has a longer smoother fade. One popular option is a super fade paint on the bicycle with a reverse fade on the decal.

You can choose from our custom designs. Some appear in the centerfold. We've done far too many to display all of them here. If you have a design of your own you'd like to incorporate into your paint job, we'll work with you to get it on your bicycle.

We pride ourselves in offering the best-looking bikes on the road. Let us prove it to you.

Color the bicycle below to indicate what colors you want on the different sections of the bicycle. Be as specific as you feel necessary. Include this page with your order form (F1)



Describe your colors here including PPG or House of Kolor numbers. Feel free to include any color samples when you send in this form.

---

---

---

---

---

---

---

---

# FRAME À LA CARTE

<input type="checkbox"/> Tig welded	\$699
<input type="checkbox"/> Tig welded w/clean & polish	\$949
<input type="checkbox"/> Lugged *	\$949
<input type="checkbox"/> Fillet brazed	\$1019

## CONSTRUCTION TYPE

<input type="checkbox"/> Stock Cro-Moly	\$90
<input type="checkbox"/> Kinesis Alloy	\$150
<input type="checkbox"/> Custom built with frame **	\$299
<input type="checkbox"/> Kestral EMS Carbon	\$299
<input type="checkbox"/> Time Carbon	\$369

## FORK

## LUGS

*construction only,*

Henry James Standard	\$35
Henry James Stainless	\$65
Hand cut trillium	\$115



## CROWNS

- \*\* For custom forks only.
- |  |     |
|--|-----|
| <input type="checkbox"/> Cinelli CCA                 | N/C |
| <input type="checkbox"/> Henry James                 | N/C |
| <input type="checkbox"/> Henry James Stainless +\$20 |     |



## TUBING

See tubing recommendations on page 14

<input type="checkbox"/> Rodriguez double butted Cro-Mo	\$100.00
---	----------

<input type="checkbox"/> True Temper RC2	\$195.00	
<input type="checkbox"/> True Temper OX RCX	\$215.00	
<input type="checkbox"/> True Temper OX Gold	\$250.00	



<input type="checkbox"/> Reynolds 531	\$170.00	
<input type="checkbox"/> Reynolds 725	\$245.00	
<input type="checkbox"/> Reynolds 853	\$300.00	



<input type="checkbox"/> Columbus Thron	\$125.00	
<input type="checkbox"/> Columbus ELOS	\$215.00	
<input type="checkbox"/> Columbus Genius	\$290.00	



## Upgrade options

- |  |       |
|--|-------|
| <input type="checkbox"/> Non stock color upcharge  | \$20  |
| <input type="checkbox"/> 2-color simple fade paint job   | \$70  |
| <input type="checkbox"/> 2-color superfade paint job   | \$100 |
| <input type="checkbox"/> Kandy color paint job   | \$66  |
| <input type="checkbox"/> Designer pearl coat paint job   | \$55  |
| <input type="checkbox"/> Subtle pearl coat paint job   | \$22  |
| <input type="checkbox"/> Other custom paint (describe on separate form) \$                                 |       |
| <input type="checkbox"/> Wish bone seat stays  | \$75  |
| <input type="checkbox"/> Aero head tube fairing (w/clean & polish)   | \$250 |
| <input type="checkbox"/> S&S coupling (includes paint masking charges)                                     | \$579 |
| <input type="checkbox"/> Custom multi-shape tube set   | \$100 |
| <input type="checkbox"/> Softride ready (includes beam)  | \$475 |
| <input type="checkbox"/> Paint Softride beam to match  | \$95  |
| <input type="checkbox"/> Zefal HPX pump painted to match (includes pump)                                   | \$69  |
| <input type="checkbox"/> Custom sculpted seat collar   | \$50  |
| <input type="checkbox"/> Internal top tube cable routing   | \$88  |
| <input type="checkbox"/> Internal gear cable routing   | \$176 |
| <input type="checkbox"/> Internal chain stay cable routing   | \$88  |
| <input type="checkbox"/> Front derailleur braze-on   | \$55  |
| <input type="checkbox"/> Cantilever brakes (front)   | \$50  |
| <input type="checkbox"/> Cantilever brakes (rear)  | \$50  |
| <input type="checkbox"/> Chain hanger  | \$19  |
| <input type="checkbox"/> Sub down tube bottle cage   | \$22  |
| <input type="checkbox"/> Lowrider rack braze-ons (Brand)   | \$53  |
| <input type="checkbox"/> Rear rack braze-ons   | \$28  |
| <input type="checkbox"/> Extra eyelets <input type="checkbox"/> front <input type="checkbox"/> rear (pair) | \$30  |
| <input type="checkbox"/> Hidden fender mounts (pair)   | \$50  |
| <input type="checkbox"/> Spoke holder (spoke length)   | \$100 |
| <input type="checkbox"/> Other   | \$    |

# BICYCLE FRAME ORDER FORM

## CUSTOMER INFORMATION

Name \_\_\_\_\_

Address \_\_\_\_\_

City \_\_\_\_\_ State \_\_\_\_\_ Zip \_\_\_\_\_

Telephone \_\_\_\_\_

Riding style: \_\_\_\_\_

Describe the primary use of the bicycle? \_\_\_\_\_

Continue on separate piece of paper if necessary.

## FIT INFORMATION See page 10 for instructions

Height \_\_\_\_\_ Weight \_\_\_\_\_

Inseam \_\_\_\_\_ Thigh \_\_\_\_\_

Torso \_\_\_\_\_ Arm \_\_\_\_\_

Shoulder \_\_\_\_\_ Hand \_\_\_\_\_

## PAINT INFORMATION (Custom only)

We'll need to talk first about your paint. Color in the basic design you want on page 9 with colored pencils and attach with order. We will contact you as to how to view the exact colors that we stock after we receive the order.

## CURRENT BIKE INFORMATION

SEE PAGE 10 FOR INSTRUCTIONS

Seat tube \_\_\_\_\_ Top tube \_\_\_\_\_

Crank length \_\_\_\_\_ Handle bar height \_\_\_\_\_

## GENERAL INFORMATION (Custom only)

What kind of handle bars will you be using?

Drop  Flat  Other \_\_\_\_\_

Do you have a wheel size preference?

No, let's talk  700c  26"  650  Other \_\_\_\_\_

Widest tire that you will use will be (width) \_\_\_\_\_

Do you use:  Toe clips  Clipless pedals

Do you need room for fenders\*  Yes  No

\*Not always available on non-custom road forks

**All right! Now you're ready to move to the other side of the form**

<http://www.rodcycle.com>

<http://www.rodcycle.com>

## CUSTOMER INFORMATION

Name \_\_\_\_\_

Address \_\_\_\_\_

City \_\_\_\_\_ State \_\_\_\_\_ Zip \_\_\_\_\_

Telephone \_\_\_\_\_

### Riding style:

Describe the primary use of the bicycle?

\_\_\_\_\_

\_\_\_\_\_

Continue on separate piece of paper if necessary.

## FIT INFORMATION See page 10 for instructions

Height \_\_\_\_\_ Weight \_\_\_\_\_

Inseam \_\_\_\_\_ Thigh \_\_\_\_\_

Torso \_\_\_\_\_ Arm \_\_\_\_\_

Shoulder \_\_\_\_\_ Hand \_\_\_\_\_

## PAINT INFORMATION (Custom only)

We'll need to talk first about your paint. Color in the basic design you want on page 9 with colored pencils and attach with order. We will contact you as to how to view the exact colors that we stock after we receive the order.

## CURRENT BIKE INFORMATION

SEE PAGE 10 FOR INSTRUCTIONS

Seat tube \_\_\_\_\_ Top tube \_\_\_\_\_

Crank length \_\_\_\_\_ Handle bar height \_\_\_\_\_

## GENERAL INFORMATION (Custom only)

What kind of handle bars will you be using?

Drop  Flat  Other \_\_\_\_\_

Do you have a wheel size preference?

No, let's talk  700c  26"  650  Other \_\_\_\_\_

Widest tire that you will use will be (width) \_\_\_\_\_

Do you use:  Toe clips  Clipless pedals

Do you need room for fenders\*  Yes  No

\*Not always available on non-custom road forks

**All right! Now you're ready to move  
to the other side of the form**

<http://www.rodcycle.com>

See Stellar descriptions on page 2

Stellar RSX \$999  Stellar RSX STI \$1199  W/Velocé \$1499

Stellar RSX w/touring upgrade \$1099

Size will be determined after we review your fit kit and talk with you

See Arrow descriptions on page 3

Arrow RSX \$1049

W/Velocé \$1499

Size will be determined after we review your fit kit and talk with you

## CUSTOM FRAME PACKAGES descriptions on page 6, 7, 8, 10

**Bread & Butter** road \$819.99 or 919.99 hybrid/tour/mountain

### Upgrade Options

- Pump painted to match (includes pump) \$69
- Rear rack braze-ons \$28
- Double eyelets front & rear \$54
- 2-color simple fade paint job \$70
- Kandy color paint job \$66
- OX Gold tubing \$190
- Double eyelets front & rear \$60
- Lowrider front rack \$53
- S&S couplings \$579



**Icing on the Cake** road \$1269 or \$1369 hybrid/tour/mountain

### Upgrade Options

- Carbon fiber fork \$250
- Custom fork \$250
- Chain hanger braze-on \$19
- Pump painted to match (includes pump) \$69
- Rear rack braze-ons \$28
- Double eyelets front & rear \$54
- Internal top tube cable guide \$88
- Custom multi-shape tubing \$95
- OX GOLD tubing \$45
- Lowrider front rack braze-on \$53
- Designer paint (see ctr fold) \$200
- Hidden fender mounts \$55
- S&S couplings \$579



**Champagne & Caviar** road \$2049 or \$2149 hybrid/tour/mountain

### Upgrade Options

- Chain hanger braze-on \$19
- Internal chain stay cable routing \$88
- Custom aero head tube fairing \$250
- Wish-bone seat stays \$75
- Hidden fender mounts \$55
- Spoke holder (spoke length) \_\_\_\_\_ \$100
- Lowrider front rack braze-on \$53
- Rear rack braze-ons \$28
- Double eyelets front & rear \$54



**Frame A la Carte** fill out page 10 & attach with this form

### OTHER IMPORTANT INFORMATION!

Are you purchasing your components from us?

Yes  No If Yes, Which model \_\_\_\_\_

If No, we will need to know the following information in order to build your bicycle:

Crank arm length \_\_\_\_\_ Headset model \_\_\_\_\_

Front derailleur model \_\_\_\_\_

Chain ring sizes \_\_\_\_\_ Brake model & reach \_\_\_\_\_

Shifters  Ergo  STI  Bar-end  Mtn. bike

Rear hub model \_\_\_\_\_ # of speeds \_\_\_\_\_

Suspension fork  No  Yes (model) \_\_\_\_\_

F1



New for '98  
**RODRIGUEZ Arrow**

**RODRIGUEZ**



New for '98  
**RODRIGUEZ Parrot Tandem**

**RODRIGUEZ**



**RODRIGUEZ Stellar**

**RODRIGUEZ**



**RODRIGUEZ Toucan Tandem**

**RODRIGUEZ**



*Phil Wood hub*

*Also available with soft ride*

*This full-size, high performance Rodriguez fits into this carrying case for easy travel*





*A simple fade paint job, available with any two colors.*



*Triathlon bike with aero head fairing & wishbone stays. As fast as it looks!*



*Custom paint with a red honeycomb pattern faded into solid red.*

# DESIGNER PAINTS

-  STAR FADE
-  MARBLEIZER
-  TOXIC SPILL
-  SPONGE
-  SNAKE SKIN
-  LAZER BATTLE
-  BREAK-A-WAY
-  THE BURN
-  CIRCUS TAFFY
-  FLAMES

## S&S Couplings

*Andem bicycle equipped with S&S Couplings*



*A customer came to us with a rasta skull helmet and asked if we could paint her bike to match. You can see the result.*

# TANDEM ORDER FORM

## CUSTOMER INFORMATION

Name \_\_\_\_\_

Address \_\_\_\_\_

City \_\_\_\_\_ State \_\_\_\_\_ Zip \_\_\_\_\_

Telephone \_\_\_\_\_

Riding style: What will the primary use of the tandem be?

\_\_\_\_\_

\_\_\_\_\_

\_\_\_\_\_

continue on separate piece of paper if necessary.

## CAPTAIN FIT INFO See page 18-19 for instructions

Height \_\_\_\_\_ Weight \_\_\_\_\_

Inseam \_\_\_\_\_ Thigh \_\_\_\_\_

Torso \_\_\_\_\_ Arm \_\_\_\_\_

Shoulder \_\_\_\_\_ Hand \_\_\_\_\_

Current bike info (see pg. \*\* for instructions)

Seat tube \_\_\_\_\_ Top tube \_\_\_\_\_

Stem Length \_\_\_\_\_ Seat height \_\_\_\_\_

Crank length \_\_\_\_\_ Handle bar height \_\_\_\_\_

## STOKER FIT INFO See page 18-19 for instructions

Height \_\_\_\_\_ Weight \_\_\_\_\_

Inseam \_\_\_\_\_ Thigh \_\_\_\_\_

Torso \_\_\_\_\_ Arm \_\_\_\_\_

Shoulder \_\_\_\_\_ Hand \_\_\_\_\_

Current bike info (see pg. \*\* for instructions)

Seat tube \_\_\_\_\_ Top tube \_\_\_\_\_

Stem Length \_\_\_\_\_ Seat height \_\_\_\_\_

Crank length \_\_\_\_\_ Handle bar height \_\_\_\_\_

## OTHER INFORMATION (Custom tandem only)

Do you have a wheel size preference?

Let's talk  700c  26"  650

Smallest Chainring \_\_\_\_\_

Widest tire that you will use \_\_\_\_\_

Rider Interchangeability  Yes  No

Fenders  Yes  No

Captain's Bars  Drop  Flat  Other \_\_\_\_\_

Stoker's Bars  Drop  Flat  Other \_\_\_\_\_

Toucan .....\$2099.99

Toucan frame only .....\$1219.99

(see description on page 4)

### Standard Options

Brakes  LX V-brakes  CNC Cantilevers  
Captain bars  Flat  Drop

### Upgrade Options

Softride (stoker) .....\$300.00  
 Suspension seat post (stoker) .....\$99.99  
 Arai drum brake .....\$99.99  
 Drop bars (stoker) .....\$55.00  
 Adjustable stoker stem .....\$89.99  
 Ergo shifting .....\$199.99  
 Custom paint (let's talk) .....\$??.??

Size will be determined after we review your fit measurements, and talk with you.

Parrot .....\$2899.99

Parrot frame only .....\$1549.99

(see description on page 5)

### Standard Options

Brakes  LX V-brakes  CNC Cantilevers

### Upgrade Options

Suspension seat post (stoker) .....\$99.99  
 Arai drum brake .....\$99.99  
 Adjustable stoker stem .....\$89.99  
 Custom paint (let's talk) .....\$??.??

Size will be determined after we review your fit measurements, and talk with you.

Custom tandem

(fill out form on page 11 and attach with this form)

## OTHER IMPORTANT INFORMATION!

(Custom tandem only)

Are you purchasing your components from us?

Yes  No If Yes, Which model \_\_\_\_\_

If No, we will need to know the following information in order to build your bicycle:

Crank arm lengths \_\_\_\_\_

Headset model \_\_\_\_\_

Front derailleur model \_\_\_\_\_

Chain ring sizes \_\_\_\_\_

Brake model & reach \_\_\_\_\_

Shifters  Ergo  STI  Bar-end  Mtn. bike

Rear hub model \_\_\_\_\_ # of speeds \_\_\_\_\_

Suspension fork  No  Yes (model) \_\_\_\_\_

- Toucan .....\$2099.99
- Toucan frame only .....\$1219.99

(see description on page 4)

**Standard Options**

- LX V-brakes
- CNC Cantilevers
- Flat
- Drop

**Upgrade Options**

- Softride (stoker) ..... \$300.00
- Suspension seat post (stoker) ..... \$99.99
- Arai drum brake ..... \$99.99
- Drop bars (stoker) ..... \$55.00
- Adjustable stoker stem ..... \$89.99
- Ergo shifting ..... \$199.99
- Custom paint (let's talk) ..... \$??.??

Size will be determined after we review your fit measurements, and talk with you.

- Parrot .....\$2899.99
- Parrot frame only .....\$1549.99

(see description on page 5)

**Standard Options**

- LX V-brakes
- CNC Cantilevers

**Upgrade Options**

- Suspension seat post (stoker) ..... \$99.99
- Arai drum brake ..... \$99.99
- Adjustable stoker stem ..... \$89.99
- Custom paint (let's talk) ..... \$??.??

Size will be determined after we review your fit measurements, and talk with you.

**Custom tandem**

(fill out form on page 11 and attach with this form)

**OTHER IMPORTANT INFORMATION!**  
(Custom tandem only)

Are you purchasing your components from us?

Yes  No  If Yes, Which model \_\_\_\_\_

No, we will need to know the following information in order to build your bicycle:

Headset model \_\_\_\_\_

Front derailleur model \_\_\_\_\_

Chain ring sizes \_\_\_\_\_

Crank model & reach \_\_\_\_\_

Shifters  Ergo  STI  Bar-end  Mtn. bike

Rear hub model \_\_\_\_\_ # of speeds \_\_\_\_\_

Suspension fork  No  Yes (model) \_\_\_\_\_

(206) 527-4822 • fax (206) 527-8931

# TANDEM À LA CARTE

**Frame Construction**

- Tig-welded ..... \$1799.99
- Tig-welded cleaned and polished ..... \$2299.99
- Fillet brazed ..... \$2599.99

**Standard braze-on choices** (select any or all)

- 4-water bottle braze-ons
- Cable guides for brakes
- Downtube bosses
  - or downtube stops
- Cantilever brake bosses front and rear
- Pump peg
- Rear rack braze-ons
- Hidden fender mounts

**Color Choice**

(select one of these stock colors, or go to upgrade)

- Red
- Yellow
- Royal Blue
- White

**Paint upgrade options** (fill out page 12)

- 1-color custom paint ..... \$250.00
- 2-color simple fade ..... \$325.00
- 2-color super fade ..... \$395.00
- 1-color 'Kandy' ..... \$350.00
- Designer paint job (see center fold) ..... \$450.00
- Paint pump to match (includes Zefal pump) .. \$69.99
- Paint Softride beam to match ..... \$95.00
- Other (describe on pg. 12 form) ..... \$\_\_\_\_\_

**Frame upgrade options** (select the ones you'd like)

- S & S Couplings (includes 6 w/masking) ... \$1799.00
- Custom multi-shape tubing ..... \$325.00
- Internal top tube brake cable guide ..... \$140.00
- Softride rear (includes beam) ..... \$570.00
- Extra adjustable Softride rear ..... \$730.00
- Double extra adjust. Softride rear ..... \$880.00
- Extra water bottles ..... each \$22.00
- Chain hanger ..... \$19.00
- Arai drum brake 'pac-man' ..... \$55.00
- Extra eyelets  front  rear ..... pair \$30.00
- Lowrider front rack (brand) ..... \$55.00
- Spoke holder (spoke length) ..... \$99.00
- Other ..... \$\_\_\_\_\_

**Components** (see specifications on page 12)

- Toucan Package ..... \$899.99
- Parrot Package ..... \$1499.99
- A la Carte ..... *Sky's the limit*

**Shifting Options**

- Down Tube ..... N/C
- Bar end ..... N/C
- Grip Shift (flat bar only) ..... N/C
- Sachs Ergo upgrade ..... \$249.99

**Component Upgrade Options**

- Suspension seat post rear ..... \$99.99
- Arai drum brake 'requires braze-on' ..... \$99.00
- Other ..... \$\_\_\_\_\_

(206) 527-4822 • fax (206) 527-8931

**INNOVATION, NOT IMITATION**

At Rodriguez, we've been building tandems in Seattle for almost a quarter of a century! That makes us just about the oldest U.S. tandem manufacturer around. We've built our reputation on quality, customer service, and innovation. We strive to design tandems that are the most dependable, comfortable, and easily serviceable tandems available. All of our components are selected with these criteria in mind, and tested thoroughly.

***Our Oval top tube and keel tube designs have been our standards for decades.***

***Back in 1988, Rodriguez mountain tandems paved the way for the 26" wheel tandem standard.***

***Adjustable stoker stems, and 'Smart Size Seat Tube' are just a few more of our tandem innovations.***

Whether you are purchasing a Toucan, Parrot, or one of our famous custom tandems, you can rest assured that you are purchasing the finest tandem available!



**How to order your Tandem**

Complete the tandem order form on pg. F2. We'd love to perform the fit kit for you if you can make it to our shop. If you're from out of the area, instructions on how to perform the fit yourself are included on page 18. If you feel uncomfortable performing the fit yourself, we can recommend a shop in your area or provide you or your favorite shop with guidance on obtaining the proper measurements.

Send the tandem order form (when finished) to the address on the cover. You will be contacted by phone as soon as we receive your completed form. At that point we can discuss frame sizing, custom paint options, payment, etc...



**Tig-welded tandem**

**Frame and fork \$1799.99**

Includes RODRIGUEZ hand built tandem frame built to your measurement specifications, oval top tube and keel tube, one color powder coat finish (red, white, yellow or dark blue) and standard braze-ons.

**Tig-welded cleaned and polished tandem**

**Frame and fork \$2299.99**

Includes RODRIGUEZ hand built tandem frame, with our exclusive cleaned and polished welds, built to your measurement specifications. Frame design includes an oval top tube and keel tube, one color powder coat finish (red, white, yellow or dark blue), and standard braze-ons.



**Fillet brazed tandem**

**Frame and fork \$2599.99**

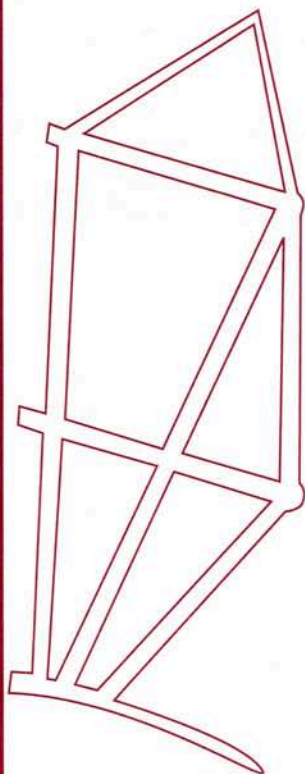
Includes RODRIGUEZ hand brazed and cleaned tandem frame built to your measurement specifications. Frame also includes an oval top tube and keel tube, one color powder coat finish (red, white, yellow or dark blue), and standard braze-ons.

**Standard features include:**

- 4-water bottle braze-ons
- Cable guides for brakes and derailleurs
- Downtube bosses or downtube stops
- Cantilever brake bosses front and rear
- Pump peg
- Rear rack braze-ons
- Hidden fender mounts
- Front rack braze-ons

**Tandem Parts '98 Toucan '98 Parrot**

Rear Der. ....	Shimano Deore XT .....	Sachs Neos
Front Der. ....	Shimano .....	Shimano
Shifters .....	Ultegra Bar-end 7sp .....	Sachs Ergo 8sp
Brakes .....	Deore LX V-brake .....	Deore LX V-brake
Brake Levers .....	Shimano RX-100 .....	Sachs Ergo
Cranks .....	Rod. Alloy .....	Sugino Fuse
Chainrings .....	Alloy .....	Alloy
Head Set .....	Dia-Compe 1 1/8" .....	Dia-Compe 1 1/8"
Front Hub .....	Shimano RSX 36° .....	Shimano Deore XT 48°
Rear Hub .....	Phil Wood 36° .....	Shimano Deore XT 48°
Freewheel .....	Hyperglide .....	Shimano Cassette HG
Wheels .....	Hand-built .....	Hand-built
Captain Bars .....	System 3 drops or flats ..	TTT Synthesis
Stoker Bars .....	Bull horn style .....	System 3 drops
Captain Stem .....	1 1/8" A-head .....	1 1/8" A-head
Stoker Stem .....	1 1/8" A-head .....	1 1/8" A-head
Bar tape .....	White cork ribbon .....	Black Cinelli cork
Tires .....	Tioga City Slickers .....	Continental Super Sport
Seat posts .....	28.6 Alloy .....	28.6 Alloy
Seats .....	Rodriguez .....	Rodriguez
<b>Parts only .....</b>	<b>\$899.99 .....</b>	<b>\$1499.99</b>
<b>Full tandem .....</b>	<b>\$2099.99 .....</b>	<b>\$2899.99</b>



Describe your colors here including PPG or House of Kolor numbers. Feel free to include any color samples when you send in this form. Color in the design using colored pencils.




# COMPLETE PART KITS

parts group names are in bold, underlined text.



# COMPLETE PART KITS

parts group names are in bold, underlined text.

## RODRIGUEZ PART KITS

Rodriguez part kits are different than regular 'groups'. When you are looking at a parts group, it only includes parts that are manufactured by that particular company. For instance, a Campagnolo Veloce parts group would be missing rims, spokes, seat post, seat, handle bars, handle bar stem, handle bar tape, tires, tubes, rim strips and labor charges to put it all together.

Rodriguez part kits prices include everything you'll need including complete assembly. The only thing that we don't include are the pedals (most people want to choose exactly the style of pedals they like).

*If you don't see the components that you want, let us know. We can build your bike with any parts you want, even if they're not listed.*

### In store specials:

Often, we get a special deal on a component kit on closeout. Obviously we can't list those here, but if you're not extremely picky, you can ask your salesperson at the time of purchase if we've received any amazing deals on components lately. He/she might be able to hunt something down for you.

*Printed prices are subject to change without notice.*

*Specifications subject to change depending on availability*

Recommended for ROAD/RACE  ROAD/TOUR  CROSS  MOUNTAIN

### SHIMANO

R/D	XT	XTR
1 1/4 F/D	XT	XTR
1 1/8 AHEADSET	D-C KONTAK DL	CHRIS KING
BOTTOM BRACKET	NEW XT	XTR
CRANKSET	NEW XT 4 ARM	XTR 4 ARM
CALIPERS	NEW XT V-BRAKE	XTR V-BRAKE
BRAKE LEVER	XT V-BRAKE LEVER	XTR V-BRAKE LEVER
SHIFT LEVER	XT	XTR
HUBSET	XT	XTR
CASSETTE	XT	XTR 12-32
CHAIN	CN-IG90	CN-IG90
1 1/8 AHEAD STEM	RITCHEY FORCE LITE	RITCHEY FORCE LITE
BAR	SYNCROS HARDCORE	SYNCROS HARDCORE
SEAT POST	RITCHEY EXPERT	RITCHEY EXPERT
SADDLE	BONTRAGER CRO-MO	BONT.CRMO
GRIPS	NONE	NONE
TIRES	PIRANHA PRO	PIRANHA PRO
TUBES	IRC PRESTA	IRC PRESTA
RIM STRIPS	IRC	IRC
RIMS	MAVIC M238 32H	MAVIC M217 32H
SPOKES	WHEELSMITH	WHEELSMITH
SPOKE GAUGE	14/15	14/15
SPOKE NIPPLE	ALLOY	ALLOY

**\$1130.00\***

**\$1940.00\***

\* There is a \$120 charge for road/tour configuration with these groups.

Recommended for ROAD/RACE  ROAD/TOUR  CROSS  MOUNTAIN

### Campagnolo

	<b>VELOCE 9 SPEED</b>	<b>CHORUS 9 SPEED</b>
R/D	VELOCE	CHORUS
F/D	VELOCE	CHORUS
HEADSET	VELOCE	CHORUS
BOTTOM BRACKET	VELOCE	CHORUS
CRANKSET	VELOCE	CHORUS
BRAKE CALIPER	VELOCE DUAL PIVOT	CHORUS DUAL PIVOT
ERGO LEVERS	VELOCE	CHORUS
CASSETTE	VELOCE 9 SPEED	CHORUS 9 SPEED
HUBSET	VELOCE	CHORUS
CHAIN	CAMPY 9 SPEED	CAMPY 9 SPEED
BAR	TTT FORMA	TTT FORMA
TUBES	MICHELIN 85 GM.	MICHELIN 85 GM.
RIM STRIPS	MICHELIN	MICHELIN
RIMS	MAVIC REFLEX 32H	MAVIC REFLEX 32H
SPOKES	WHEELSMITH	WHEELSMITH
SPOKE GAUGE	14/15	14/15
SPOKE NIPPLES	BRASS	ALLOY
STEM- STANDARD	TTT SYNTHESIS	TTT SYNTHESIS
SEAT POST-STANDARD	RITCHEY	RITCHEY
SADDLE- STANDARD	STRADA TI/FLITE TI	STRADA TI/FLITE TI
TAPE- STANDARD	CINELLI CORK	CINELLI CORK
TIRES- STANDARD	MICHELIN SC	CONTI FOLDING GP

**\$949.00**

add \$50 for triple crank

**\$1689.00**

\$1569 with triple crank

Prices are current at time of printing. Prices printed may change without notice.

ROAD/RACE  ROAD/TOUR   
CROSS  MOUNTAIN

### Campagnolo

	<b>RECORD 9 SPEED</b>
R/D	RECORD
F/DN	RECORD BZ-ON
HEADSET	RECORD
BOTTOM BRACKET	RECORD
CRANKSET	RECORD
BRAKE CALIPER	RECORD
BRAKE LEVERS	RECORD ERGO
SHIFT LEVER	RECORD ERGO
CASSETTE	RECORD
HUBSET	RECORD
CHAIN	CAMPY 9 SPEED
BAR	TTT FORMA
TUBES	MICHELIN 85 GM.
RIM STRIPS	MICHELIN
RIMS	MAVIC REFLEX 32H
SPOKES	WHEELSMITH
SPOKE GAUGE	14/15
SPOKE NIPPLES	ALLOY
STEM	TTT SYNTHESIS
SEAT POST	AM.CLASSIC
SADDLE	STRADA TI/FLITE TI
TIRES	CONTI FOLDING GP
TAPE	CINELLI CORK

**\$2320.00**

with Racing T Triple \$1999.00

ROAD/RACE  ROAD/TOUR   
CROSS  MOUNTAIN

### SHIMANO

	<b>1998 DEORE LX</b>
LX	LX
LX	LX
D-C KONTAK SA	D-C KONTAK SA
NEW LX	NEW LX
NEW LX 4 ARM	NEW LX 4 ARM
M600 V-BRAKES	M600 V-BRAKES
LX V-BRAKE LEVER	LX V-BRAKE LEVER
Deore LX	Deore LX
LX	LX
LX ROLLER CLUTCH	LX ROLLER CLUTCH
CN-IG70	CN-IG70
SYNCROS HARDCORE	SYNCROS HARDCORE
IRC PRESTA	IRC PRESTA
IRC	IRC
MAVIC M238 32H	MAVIC M238 32H
WHEELSMITH	WHEELSMITH
14/15	14/15
BRASS	BRASS
RITCHEY FORCE LITE	RITCHEY FORCE LITE
RITCHEY EXPERT	RITCHEY EXPERT
BONTRAGER CRO-MO	BONTRAGER CRO-MO
PIRANHA PRO	PIRANHA PRO

**\$749.00\***

Recommended for ROAD/RACE  ROAD/TOUR  CROSS  MOUNTAIN

### SHIMANO

	<b>ENTRY LEVEL STI</b>	<b>105</b>
R/D	RSX	105
F/D	RX-100	105
HEADSET	ALLOY	105
BOTTOM BRACKET	SHIMANO SEALED	105
CRANKSET	PRO 10 ALLOY	105
BRAKE CALIPER	TECHTRO DUAL PIVOT	105
STI LEVERS	RSX STI	105
CASSETTE	HYPERGLIDE 8 SPEED	105
HUBSET	SHIMANO CASSETTE	105
CHAIN	SEDIS BLACK	105
BAR	SYSTEM 3	105
TUBES	PRESTA	105
RIM STRIPS	VELOX	105
RIMS	SUN METAL	105
SPOKES	DT STAINLESS	105
SPOKE NIPPLES	BRASS	105
STEM- STANDARD	CRO-MO	105
SEAT POST-STANDARD	ALLOY	105
SADDLE- STANDARD	BONTRAGER	105
TAPE- STANDARD	PYRAMID CORK	105
TIRES- STANDARD	RITCHEY TOM SLICK	105

**\$550.00**

triple or double

**\$995.00**

add \$90 for triple cranks

Recommended for ROAD/RACE  ROAD/TOUR  CROSS  MOUNTAIN

### SHIMANO

	<b>ULTEGRA 9 SPEED</b>	<b>DURA ACE 9 SPEED</b>
R/D	ULTEGRA	DURA ACE 9 SPEED
F/D	ULTEGRA	DURA ACE
HEADSET	ULTEGRA	DURA ACE
BOTTOM BRACKET	ULTEGRA	DURA ACE
CRANKSET	ULTEGRA	DURA ACE
BRAKE CALIPER	ULTEGRA	DURA ACE
STI LEVERS	ULTEGRA	DURA ACE
CASSETTE	ULTEGRA	DURA ACE
HUBSET	ULTEGRA	DURA ACE 8 SPEED
CHAIN	ULTEGRA	DURA ACE 8 SPEED
BAR	TTT FORMA 2	DURA ACE
TUBES	MICHELIN 85 GM.	TTT FORMA 2
RIM STRIPS	MICHELIN	MICHELIN 85 GM.
RIMS	MAVIC REFLEX 32H	MICHELIN
SPOKES	WHEELSMITH	MAVIC REFLEX 32H
SPOKE GAUGE	14/15	WHEELSMITH
SPOKE NIPPLES	ALLOY	14/15
STEM- STANDARD	TTT SYNTHESIS	ALLOY
SEAT POST-STANDARD	AM.CLASSIC	TTT SYNTHESIS
SADDLE- STANDARD	STRADA TX/FLITE TI	AM.CLASSIC
TAPE- STANDARD	CINELLI CORK	STRADA TI/FLITE TI
TIRES- STANDARD	CONTI FOLDING GP	CINELLI CORK

**\$1349.00**

add \$60 for triple


**\$1949.00**

Prices are current at time of printing. Prices printed may change without notice.

# S&S COUPLINGS



For those who want to be able to take their bicycle anywhere, S&S Couplings are available on all Custom RODRIGUEZ Bicycles. With this system, you can collapse a full-size high performance bicycle to fit into a specially designed suitcase, the trunk of your car, or any small space you want to fit your bicycle.



This is the best system we've ever seen for making a bicycle mobile without sacrificing performance! It entails putting a coupling in the down tube and the top tube that when 'uncoupled' allows you to take the bike in half.



## CUSTOM HANDLEBAR STEM

If you want your bike to fit perfectly, but don't want to spring for a full custom bike just yet, maybe we can help with a custom fitted stem. Need to be more upright? Less upright? More extended? Less extended? You name it, we can build it.

If you don't know exactly what you need, we can still help. Just call us and schedule a fit consultation, and we'll set your bike up with an adjustable stem to help you find the most comfortable position. Once we've found the best rise and reach for you, we can build a stem to put you in the perfect position on your bicycle!

All of our custom stems are made of lightweight chrome-moly steel. They are of tig welded construction and come with a black painted finish.

We also offer custom finishes including cleaned and polished welds and/or custom paint. Call for current pricing on these extra services. Call us at 206-527-4822 to place your custom stem order.



## RODRIGUEZ

# ACCESSORIES

## RODRIGUEZ SHORTS

Have you ever looked at cycling shorts or gloves and said "why can't they have this feature or that feature..." We have asked that many times, so we approached some shorts and glove manufacturers and had them make shorts and gloves exclusively for us, just to our liking. And we think you'll like them too. Below are all the hot details on both our men's and women's RODRIGUEZ shorts and our 3 styles of cycling gloves.



Available in men's or women's cut. Pad is seamless and is 100% breathable polypropylene with ultralour cover, drawstring or elastic waist, and flat stitched seams. Other unique features -

- Chamois is cut size-specific
- Flat stitched seam
- Offers elastic waistband or a drawstring
- Elastic gripper leg
- Heavy duty 8.5 ounce Lycra construction
- **Made in U.S.A**

## RODRIGUEZ GLOVES

**Classic Mesh \$12.99 - Traditional mesh back design for multi-sport use**

- Terry Cloth Thumb.
- Double stitched palm.
- Cabretta leather - the finest, most supple glove leather for maximum comfort.



**Holy Cow \$19.99 - designed for the rider who desires agility along with comfort**

- Special padding that extends to the index finger and the thumb.
- Exclusive Cool Mesh top for excellent ventilation.
- Double stitched, Cabretta natural leather palm.



**Gel Comfort \$32.99 - designed for the rider who desires complete comfort**

- Washable Amera palm.
- Extremely comfortable gel padded palm.
- Special padding that extends to the index finger and the thumb.
- Terry Cloth for moisture dissipation.



**all gloves XS, S, M, L, XL unisex**

# FITTING INSTRUCTIONS

To order your new custom, we'll need an accurate fit kit on you. We'd love to do this for you if you can make it to our shop. If you're from out of the area, instructions on how to perform the fit yourself are included below. Use these numbers to fill out the Fit Kit portion of the order form.

If you feel uncomfortable performing the fit yourself, we can recommend a shop in your area or provide you or your favorite shop with guidance on obtaining the proper measurements.

To perform the fit, you will need a partner, a metric tape measure, and a rigid ruler or carpenter's square.

The measuring needs to be done in bare feet or light socks while holding your body erect.

See our web site for additional information if necessary. <http://www.rodcycle.com>

**INSEAM:** While standing with your feet about 5 cm apart, pull the ruler firmly up into your crotch, keeping one hand in front and one in back. Have your partner make sure the ruler is level and record the distance from the top of the ruler to the ground in centimeters. If using a carpenter's square, do all measuring against a wall to maintain level on the square.

**THIGH:** While kneeling with your knees about 5 cm apart, follow the same procedure as for the inseam measurement.

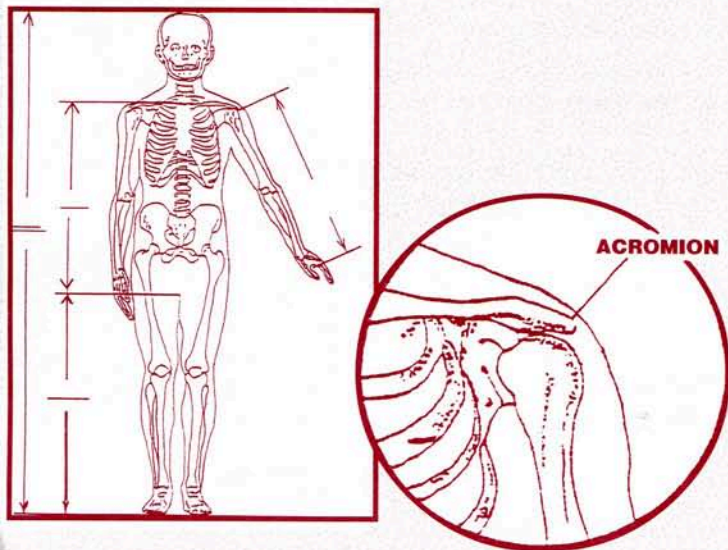
**FOOT:** With your heels against a wall, have your partner measure the distance from the wall to the end of your longest foot.

**TORSO:** I call this the reverse inseam measurement. Hold the ruler level in your crotch and have your partner measure the distance from the ruler to the top of your manubrium (This is the "V" shaped soft area below your Adam's apple. The measurement will be to the bottom of "V".) This is easy to do if your partner hooks the tape on the bottom edge of the ruler. Remember to subtract the width of the ruler before the measurement is recorded.

**ARM:** With the ruler held the way an archer would grip a bow, hold your arm at about a 45 degree angle extended. Your partner will measure from the ruler to the edge of your shoulder. The edge of your shoulder is marked by the acromion, its location is illustrated on the next page. Remember to subtract the width of the ruler before recording the measurement.

**SHOULDER:** With your arms at your sides, have your partner measure from acromion to acromion and record this measurement.

**HAND:** Glove size: small, medium, large



# CURRENT BICYCLE MEASUREMENT INSTRUCTIONS

If you have a current bike that you ride with some frequency, we would like to have some information on it. This can allow us to build in the type of fit that you really like about your current bike, or avoid the type of fit if your current bike doesn't fit comfortably. If nothing else, it will tell us what type of riding position you are used to.

A) Seat tube measurement is the measurement from the center of the bolt that holds on the crank arm, to the center of the top tube. Measuring tape should follow along the angle of the seat tube.


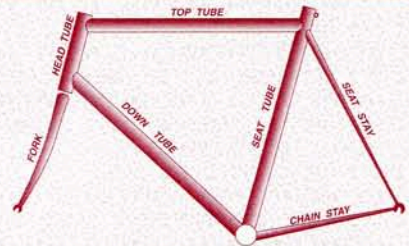
B) The top tube measurement is taken from the center of the seat tube to the center of the head tube. Measuring tape should follow the top tube.

C) Stem is measured from the center of the mounting bolt to the center of the bars (tape level to the ground).

D) Seat height is measured from the center of the pedal spindle with the crank arm in its lowest point, to the top of the saddle.

E) Handle bar height is measured from the ground to the top of the handle bar.

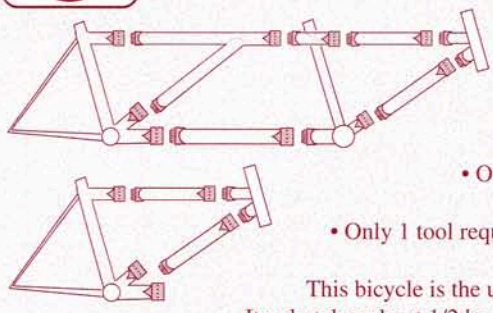
Please record all measurements to the nearest 5mm (1/8") Metric is preferred, but inches are fine.







The 8-Ball is the world's only convertible Tandem/Single bike that will back up into a suitcase for easy travel. It's one bike, that does all of the following:



- Converts to a 21-speed tandem
- Converts to a 42-speed single
- Easily packs into a luggage size suitcase
- Only 2 tools required for packing
- Only 1 tool required for single/tandem conversion

This bicycle is the ultimate in travel bikes! It only takes about 1/2 hour to build up out of it's travel case!

**\$5999 as a complete bike or \$4875 as a frame and fork**

## VACATION PACKAGE

*Make your dream bicycle include an extraordinary vacation in Seattle*

A custom bicycle normally takes 8~10 weeks for delivery. When you purchase our RODRIGUEZ vacation package we will commit to work day and night on your new bicycle, and finish it in only 7~10 DAYS! Your bike will be built for you while you enjoy your Seattle vacation! When you order our vacation package, you'll:

- Come to Seattle • Be professionally fit & measured • Order your custom bicycle • See it in its various stages of construction • Vacation in Seattle area 7~10 days • Have dinner at the Space Needle with the frame builder, the owners of RODRIGUEZ Bicycles, & some of the other people who make it all happen • Enjoy a scenic ride on your new bicycle personally led by Estelle & Dan (owners of RODRIGUEZ Bicycles) • Experience Sunday brunch at Salty's (with Estelle & Dan)

After your week in Seattle, you'll leave with your custom fitted RODRIGUEZ bicycle, a RODRIGUEZ jersey, a pair of RODRIGUEZ gloves, and a pair of RODRIGUEZ riding shorts. Aw heck, we'll even throw in a water bottle too. We just want to make sure you're happy with your new bicycle!

Our vacation/custom bike package costs \$2699.99 + price of component package of your choosing. This price includes:

- Our travel agency making travel & lodging arrangements for you (cost of travel & lodging not included)
- A Custom RODRIGUEZ frame delivered in 7-10 days (components sold separately)\*\*
- All fittings and consultations
- Dinner at the Space Needle
- Brunch at Salty's
- Custom frame will include the following features:
- RODRIGUEZ double butted cro-moly tube set
- Stock cro-moly fork
- 1-color paint job (any basic color in stock)
- Down tube shifter bosses or Down tube stops
- Pump peg
- Braze-ons for 2 water bottles
- Top tube cable guides or split stops
- Chain stay stop
- Pump painted to match
- Rear rack braze-ons (if desired)



### Available upgrade options:

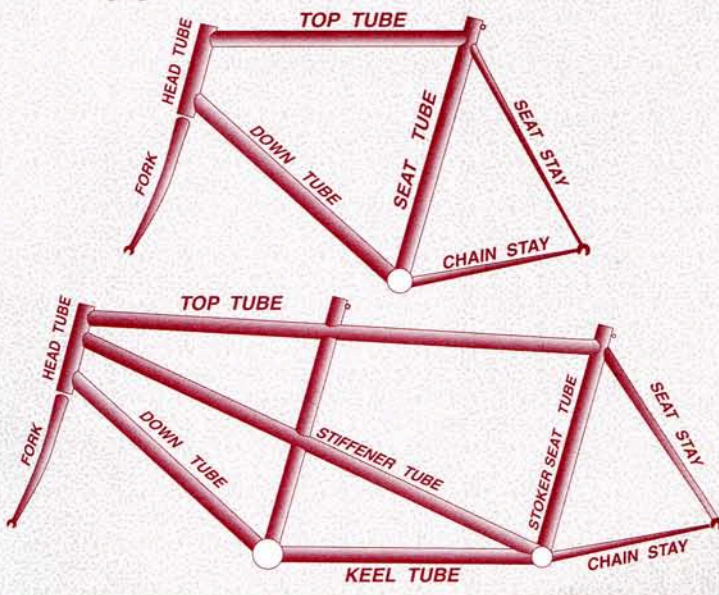
- True Temper OX Gold tubing \$155
- Custom Multi-Shaped tubing \$160
- Cantilever brake braze-ons w/custom stop \$170
- Double eyelets front & rear \$65
- 2-color simple fade paint job \$95
- Kandy color paint job \$86
- Alloy fork (road) \$75
- Carbon fiber fork \$230
- Internal top tube cable routing \$145
- Hidden fender mounts \$67
- Lowrider front rack braze-ons \$65
- Sub down tube bottle cage \$35
- Front derailleur braze-on \$65

To order a vacation package, call, e-mail, or write us to get the process started. We'll work with you personally to make sure you're satisfied.

\*\*For a list of available component packages & prices, see the parts kits section of this catalog.

# GLOSSARY OF FRAME TERMS

- Chain Hanger** - Small peg brazed to the frame to hang your chain on when removing and reinstalling rear wheel.
- Custom Sculpted Seat Collar**- This is an option where we sculpt the front of your seat collar (where the seat post enters the frame) into a point. This adds an elegant touch.
- Custom Multi-shape Tubing** - We take an ultra lightweight tube set, and custom ovalize the tubes where they intersect. This provides a very lightweight frame, without compromising the stiffness.
- Double extra adjustable Softride rear** - We use a post for both the rear and front contact points on the Softride. This provides unlimited amount of adjustability for the stoker position.
- Drop Outs** - Where the wheels' axle contacts the frame & the fork.
- Eyelets** - Small metal pieces attached to the frame for the installation of racks, fenders, etc. Eliminates the use of nuts.
- Extra adjustable Softride rear** - We use a post for the rear mounting of the Softride. This provides an extra 6-7 inches of adjustability.
- Fillet Brazed** - The frame tubes are brazed together using brass without lugs, and the brazing material is filed, then sanded by hand to make the smoothest, most elegant finish available (extremely labor intensive).
- Fork Crown** - Holds the fork blades to the steering tube. Choose the style you like the best, they're all the same quality.
- Hidden Fender Mounts** - Allows you to mount the fender to the bike using only minimal hardware (very clean).
- Internal cable routing** - The cable is routed through the frame tube instead of on the outside.
- Keel Tube** - The frame tube between the captain & stoker bottom brackets on a tandem.
- Lugs** - Traditional style of racing frame construction. Lugs are used to hold the frame tubes together at the braze point. Choose the style of lug that you prefer, they're all the same quality.
- Pump Peg** - Small peg brazed to the head or seat tube to eliminate using a clamp to mount your pump.
- Sloping Top Tube** - A design in which the top tube slopes upward so that the handlebars wind up higher in relation to the seat than if the top tube is built level.
- Split stops** - a method of routing the cable that minimizes the use of cable housing and leaves the cable exposed for easy servicing.
- Tig welded** - A method of frame construction consisting of welding the frame tubes together, rather than brazing or using lugs.
- Tig welded cleaned and polish** - Welds are filled with a fiber resin, and then polished smooth. Looks like fillet brazed, but weighs less.
- Stainless Steel Dropouts**- Dropouts are made of polished stainless steel and left unpainted for the look of chrome and to avoid chipping paint while changing wheels.



Hodriguez Custom Bicycles  
5627 University Way NE  
Seattle, Washington 98105 USA  
(206) 527-4822  
fax (206) 527-8931  
e-mail: [RodTandem@aol.com](mailto:RodTandem@aol.com)  
<http://www.rodcycle.com>

