
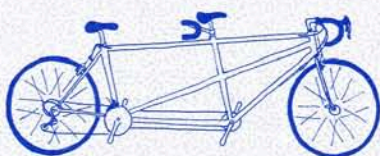


RODRIGUEZ



1996

RODRIGUEZ

**Hand Built Tandems,
Bicycles,**

And Accessories

R+E CYCLES

206-527-4822

5627 UNIVERSITY WAY NE

SEATTLE WA. 98105

e-mail RodTandem@aol.com

All prices in this catalogue are current at time of printing. Prices are subject to change without notice.

HAND BUILT IN SEATTLE SINCE 1973



RODRIGUEZ

About Our Shop

R+E Cycles began as a repair shop in the early 1970's. We took a keen interest in the frame as the main component of the bicycle and immediately ran off to France to study under the tutelage of the now deceased Alex Singer, perhaps the best frame builder of his time. These skills have evolved over time, resulting in RODRIGUEZ becoming one of the best custom frame shops of all time.

Our frames are built around the philosophy that customization is a component of a bicycle. We will tailor your bicycle, whether it is a mountain bike, tandem or road machine, to fit your body measurements as well as your riding style. No two of our custom frames are alike.

Our staff is as varied as our customer base. We have road racers, die hard tandem riders, mountain bike addicts, and even an Iron Woman Triathlete! Some of us ride hard and set world records, others of us ride for fun. But we are all enthusiastic about cycling and helping others to enjoy the sport as much as we do. Oh yea, we do drink a lot of coffee in Seattle, but the rain stuff is exaggerated.

We build bicycles for weekend warriors, fair weather riders, blind stokers, one armed biathletes and middle-aged folks who want to get back in shape and be comfortable while they're riding. Whatever your cycling needs, contact us and we'll make it happen.

How to use this catalogue

We have tried to include everything that one will need to purchase a custom bike, tandem or accessory from us. You can use the appropriate order forms to figure price on your new bicycle as well as get the order started. Obviously, certain things about custom bikes are so custom that we'll probably need to communicate about them (paint, custom measurements, etc...)

We build custom bikes for people in the Northwest, as well as people all over the U.S. and Canada (once and a while even outside those borders). We understand that in purchasing a custom bike, one may want or need things that are not included in this catalogue, and we will work over the phone, fax, e-mail, and yes, even the postal service to provide you with what you need. If what you need or want is not in this catalogue, just contact us and we'll talk.

Index

Glossary	Page 4
Road Bikes	Pgs 5-8
Custom Handle Bar Stems	Page 9
Mountain Bikes	Pgs 10-12
Road and Mountain Components	Pgs 13-14
Tandem Bikes	Pgs 15-19
Paint Upgrade Prices	Page 17
Stellar Womens Bike	Page 20
Rodriguez Accessories	Pgs 21-23



THE FIT

Think about the last time you were fitted (or watched someone be fitted) for a tuxedo. How long did it take? A half hour? What was the process? Measurements were taken of the inseam, waist, torso, arms, etc.



When the tux was picked up buttons might have been moved or a cuff or sleeve length altered.

Think about your last bike fitting? Was your inseam measured? Your arm length? Your torso? Shoulders, hands or feet?

When you wheeled your bike out of the store was the seat moved forward or backward to make sure you were positioned properly? Were the brake levers set properly for your hand size? Were the toe clips right for your foot size? These are some of the things that we do at R+E CYCLES when we build a custom bike.



Unfortunately, a lot of people don't know that different brands of bicycles are designed to fit people differently, and they end up on a bicycle that doesn't fit like it should. This can result in discomfort or soreness in knees, shoulders, back, neck, or worse! Fitting techniques of the past range from figuring a percentage of one's inseam to measuring one's forearm across the top tube. These methods do not take into account all of the necessary measurements.

At R+E CYCLES most of our sales staff have been in the bicycle industry most of their lives. Our expertise in fitting bikes is unmatched anywhere. We utilize the FIT KIT as a professional tool in properly fitting a bicycle to you. Our experience with the FIT KIT is also unrivaled as we were the first shop in the Northwest to use it (1983).

NECA
NEW ENGLAND CYCLING ACADEMY

FIT KIT-PC[®]

Software for the IBM-PC/XT/AT and compatibles

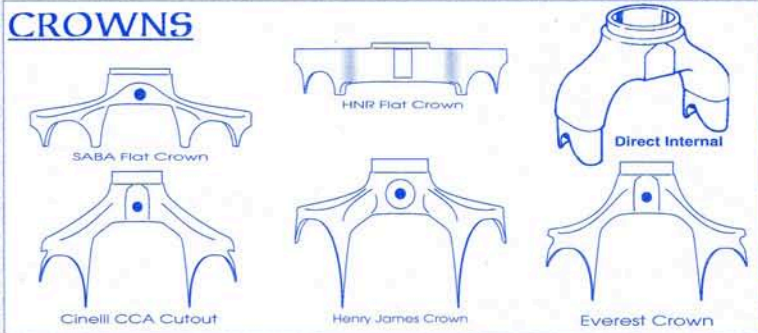
Most frame builders build their frames to a standard size geometry, and let you choose the paint. A **Rodriguez** Custom frame is designed and then hand built to match your ideal bicycle fit! There are no two the same, since everyone is different. A **Rodriguez** Custom frame is truly custom through and through!

How much does a custom road bike cost & what are the options? Here are the options that you can choose from to build your frame. You can use, or we can help you use our custom menu to choose what you want and what you need. After choosing your frame, turn to pages 13 & 14 to choose your components.

CONSTRUCTION STYLES



CROWNS



LUGS



BIKE TYPE
Circle one
and check sloping or level top tube

Road Race
 Top tube level
 Top tube Sloping

Road Tour
 Top tube level
 Top tube Sloping

Road Sport
 Top tube level
 Top tube Sloping

Hybrid
(Cross bike)

Cyclocross

OTHER IMPORTANT INFO

Wheel size _____

Largest tire _____

of chainrings _____

Brake model _____

Fenders? _____

Crank length _____

Shoe size _____

Rear hub width _____

FILL OUT THIS, & THE NEXT 2 PAGES TO COMPLETE YOUR CUSTOM ROAD BIKE ORDER.



CUSTOM ROAD BIKES

LABOR

Price includes one color paint with clear coat.

Tig welded	\$649	<input type="checkbox"/>
Tig welded w/clean & polish	\$879	<input type="checkbox"/>
Lugged	\$845	<input type="checkbox"/>
Fillet Brazed	\$925	<input type="checkbox"/>
FORK OPTIONS <i>all forks are painted to match frame</i>		
Custom built with frame	\$325	<input type="checkbox"/>
Stock chrome-moly	\$80	<input type="checkbox"/>
SR Prism aluminum	\$110	<input type="checkbox"/>
Kestrel EMS carbon	\$299	<input type="checkbox"/>
Time carbon	\$369	<input type="checkbox"/>
OTHER OPTIONS		
Custom ovalize tube set (not avail. on 853)	\$100	<input type="checkbox"/>
Hidden seat binder	\$75	<input type="checkbox"/>
Allsop ready (includes beam)	\$450	<input type="checkbox"/>
Zefal HPX pump painted to match	\$65	<input type="checkbox"/>
Custom sculpted seat collar	\$50	<input type="checkbox"/>

Check the appropriate boxes, and write totals in shaded boxes.

See glossary of frame terms on page 4.

MATERIALS

STANDARD TUBE SETS

Straight gauge chrome-moly	\$100	<input type="checkbox"/>
Columbus Cromor	\$130	<input type="checkbox"/>
Reynolds 531	\$160	<input type="checkbox"/>
Columbus SP	\$175	<input type="checkbox"/>
Reynolds 853	\$200	<input type="checkbox"/>
Reynolds 653	\$225	<input type="checkbox"/>
Tange Prestige	\$225	<input type="checkbox"/>
OVERSIZE TUBING		
Reynolds 853 OS	\$225	<input type="checkbox"/>
Reynolds 731	\$245	<input type="checkbox"/>
Columbus Genius	\$275	<input type="checkbox"/>
Tange Prestige OS	\$310	<input type="checkbox"/>
Other (tell us what you want, we'll price it)		

See tubing weight and usage recommendation chart on page 5.

LUGS & CROWNS

FOR LUGGED FRAMES ONLY

Hand cut Trillium	\$115	<input type="checkbox"/>
Takahasi	\$85	<input type="checkbox"/>
Everest	\$35	<input type="checkbox"/>
Prestige OS (For Prestige OS tubes)	\$180	<input type="checkbox"/>
CROWNS		
Cinelli CCA	\$35	<input type="checkbox"/>
Internal	\$35	<input type="checkbox"/>
SABA Flat	\$22	<input type="checkbox"/>
Henry James	\$32	<input type="checkbox"/>
HNR Flat	\$34	<input type="checkbox"/>
Everest Sloping	\$22	<input type="checkbox"/>

See lug and fork crown samples on previous page.

BRAZE-ONS

Downtube shifter bosses	N/C	<input type="checkbox"/>
Chainstay stop	N/C	<input type="checkbox"/>
Top tube cable guides	N/C	<input type="checkbox"/>
or Top tube split stops	N/C	<input type="checkbox"/>
Downtube bottle cage	N/C	<input type="checkbox"/>
Seat tube bottle cage	N/C	<input type="checkbox"/>
Pump peg	N/C	<input type="checkbox"/>
Internal top tube cable	\$80	<input type="checkbox"/>
Internal gear cables	\$160	<input type="checkbox"/>
Internal chain stay cable	\$80	<input type="checkbox"/>
Front derailleur braze on	\$38	<input type="checkbox"/>
Cantilever (front)	\$60	<input type="checkbox"/>
Cantilever (rear)	\$60	<input type="checkbox"/>
Chain hanger	\$18	<input type="checkbox"/>
Sub down tube bottle cage	\$27	<input type="checkbox"/>
Lowrider rack (Brand)	\$27	<input type="checkbox"/>
Rear rack	\$27	<input type="checkbox"/>
Extra eyelets (pair)	\$27	<input type="checkbox"/>
Hidden fender mounts	\$38	<input type="checkbox"/>
Other	\$	<input type="checkbox"/>

See glossary of frame terms on page 4.

CUSTOM ROAD BIKES



Name _____
 Address _____
 City _____ St _____ Zip _____
 Phone (day) _____
 Phone (eve) _____
 Sales Person _____ Date _____

RODRIGUEZ

GRAND TOTALS

Write in totals from page 7, 13-14, & 22-23

1.) Labor	
2.) Fork	
3.) Other options	
4.) Materials	
5.) Lugs & Crowns	
6.) Braze-ons	
7.) Other	
8.) Additional paint	
9.) Components (pgs 14-15)	
Bike subtotal	
10.) Accessories (pg 21-23)	
Sub total	
Sales tax	
Grand total	

To place your custom road bike order, we will need this page and pgs 6-7 completed. We will also need a complete fit kit for you. We will perform your fit kit measurements by appointment during or after hours at R+E Cycles. Call us at 206-527-4822 to make your appointment today!

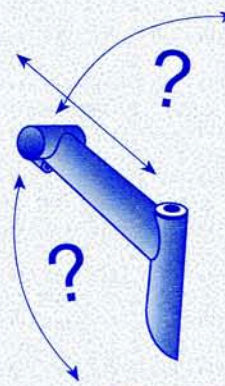
If you live out of the area, or for some other reason cannot make it in to our store, we can still build your custom road bike. Call us at 206-527-4822 and we will arrange for a shop in your area to perform the measurements or provide you with a work sheet so you can take the measurements yourself.

We've got hundreds of stock paint colors. You'll need to stop in or speak with us over the phone to decide your paint colors. If you've got something special in mind, bring it in or send it to us, and we'll price it for you.

CUSTOM STEMS

FOR ROAD OR MOUNTAIN

Custom Handlebar Stem - \$115



If you want your bike to fit perfectly, but don't want to spring for a full custom bike just yet, maybe we can help with a custom fitted stem. Need to be more upright? Less upright? More extended? Less extended? You name it, we can build it!

If you don't know exactly what you need, we can still help. Just call us and schedule for a fit consultation, and we'll set you up with an adjustable stem to help you find the most comfortable position. Once we've found the best rise and reach for you, we can build a stem to put you in the perfect position on your bicycle.



All of our custom stems are made of lightweight chrome-moly steel. They are of tig welded construction and come with a black painted finish.

We also offer custom finishes including cleaned and polished welds and/or custom paint. Call us for current pricing on those extra services. Call us at 206-527-4822 to place your custom stem order.

KLEIN ATTITUDE ADJUSTMENT! \$160

If you are a Klein Attitude, Adroit or Adept owner and would like to own a stem that works both with your bike with standard bars and fits better than the limited choices offered by Klein, **RODRIGUEZ** is your answer! We will build a stem for you that will replace that Mission Control for good!

Name _____
 Address _____
 City _____ St _____ Zip _____
 Phone _____

WHAT WE NEED TO KNOW

Quill diameter 1" 1 1/8" 1 1/4" Klein
 Bar diameter 25.4mm 26.0mm 26.4mm
 Style of head set Ahead Standard

Effective extension _____

Effective height _____

CUSTOM MOUNTAIN BIKES



Rodriguez bikes are designed and built right here in Seattle. As a matter of fact, they're made on our premises. A Rodriguez is designed & built to be the ultimate in fit and performance. Since no two riders are exactly the same size, all Rodriguez bicycles are Hand built to order.... Custom designed to fit each rider perfectly. First we will measure your inseam, thigh length, arms, torso, foot size, shoulder width, and hand size, then build your bicycle around those measurements. All prices below are for frame and fork only. After you've selected the frame, turn back to page 14 and select your component package. All prices are subject to change without notice. See page 6 for a definition of frame building terms.

Rodriguez Mountain bikes offer some of the most imaginative & extraordinary paint designs available for bicycles. Paint jobs and prices are for paint that we currently stock. We can paint with other colors for a slight special order fee. If you've got a paint design that you'd like to try, draw it out for us and we'll price it for you.

Choose from one of our three designs:

MUD SKIPPER

'CATCH OF THE DAY'

- Custom built frame w/chrome moly fork
- Standard Tig-welded finish
- One color standard paint
- All standard braze-ons



\$949.99

See page 14 for mountain bike component package options

ROCK FISH

'A BIT MORE FLASH IN THE PAN'

- Custom built frame w/chrome moly fork
- Cleaned and polished Tig-welded finished
- Your choice of 3 custom paint designs
- All standard braze-ons



\$1199.99

See page 14 for mountain bike component package options

STEEL HEAD

'OUT OF THE FRYING PAN AND INTO THE FIRE!!!'

- The best looking mountain bike around!
- Custom built frame w/chrome moly fork
 - Internally routed cables (top tube)
- Cleaned and polished Tig-welded construction
- Your choice of 6 custom paint designs
- All standard braze-ons



\$1659.99

With steel head paint job

See page 14 for mountain bike component package options

All Rodriguez Mountain frames are built with tubing selected to match the size and weight of the rider, as well as the intended usage. We use Reynolds 853 OS, True Temper OCX and Tange Prestige OS as our standards. We've even built a few frames with tandem tubing when the situation called for it! Whatever your specifications, we'll talk them over with you and build your bike to the standards that you need.

MUD SKIPPER



MUD SKIPPER PAINT OPTIONS Standard one color
Upgrade to Camouflage, Flame or Marbleizer paint + \$120

ROCK FISH



ROCK FISH PAINT OPTIONS Camouflage, Flame,
Marbleizer, or two color fade. Upgrade to Paint Spill + \$100

STEEL HEAD



STEEL HEAD PAINT OPTION Steel Head paint, or any
other design that we currently offer.

SUSPENSION FORK OPTION
Order any suspension fork from us
when you order your frame, and we'll
paint it to match at no extra charge.

TURN THE PAGE TO FINISH
YOUR MOUNTAIN BIKE ORDER



CUSTOM MOUNTAIN BIKES

Name _____
 Address _____
 City _____ St _____ Zip _____
 Phone (day) _____
 Phone (eve) _____
 Sales Person _____ Date _____

Frame:
 Mudskipper
 Rock Fish
 Steal Head

Paint job or color

Fork (if suspension)

Component build group

GRAND TOTALS

Write in totals

1.) Frame (w/cro-mo fork)	
2.) Suspension Fork	
3.) Other options if any	
8.) Additional paint	
9.) Components (pg 14)	
Bike subtotal	
10.) Accessories (pg 21-23)	
Sub total	
Sales tax	
Grand total	

To place your custom mountain bike order, we will need this page completed. We will also need a complete fit kit for you. We will perform your fit kit measurements by appointment during or after hours at Mountain Bike Specialists. Call us at 206-527-4310 to make your appointment today!

If you live out of the area, or for some other reason cannot make it in to our store, we can still build your custom mountain bike. Call us at 206-527-4310 and we will arrange for a shop in your area to perform the measurements or provide you with a work sheet so you can take the measurements yourself.

We've got hundreds of stock paint colors. You'll need to stop in or speak with us over the phone to decide your paint colors. If you've got something special in mind, bring it in or send it to us, and we'll price it for you.



COMPONENT PACKAGES

Now that you've picked out your frame, it's time for the components.

This is a listing of our standard component build packages for 1996. A build package contains more than a regular component group. A component group usually does not include things like rims, spokes, handlebars, tape, tires, stem, seat, tubes, etc.... An R+E build package contains everything that you will need for your new bicycle except pedals. When you purchase both the components and the frame from us, we will provide the labor to build the bike at no charge. We can build your bicycle with any component group that you would like, even if it's not on our list. Call or come in for current pricing on other groups. Printed prices are subject to change without notice.

<i>Campagnolo</i>	<input type="checkbox"/> RECORD	<input type="checkbox"/> Chorus	<input type="checkbox"/> ATHENA
R/D	RECORD	Chorus	ATHENA
F/D	RECORD	Chorus	ATHENA
HEADSET	RECORD	Chorus	ATHENA
BOTTOM BRACKET	RECORD	Chorus	ATHENA
CRANKSET	RECORD	Chorus	ATHENA
BRAKE CALIPER	RECORD	Chorus	ATHENA
ERGO LEVERS	RECORD	Chorus	ATHENA
CASSETTE	RECORD	RECORD	RECORD
HUBSET	RECORD	Chorus	Chorus
CHAIN	RECORD	RECORD	ATHENA
BAR	TTT FORMA	TTT FORMA	TTT FORMA
TAPE	OTF NEO PRO	OTF NEO PRO	OTF NEO PRO
TUBES	MICHELIN	PRESTA	PRESTA
RIM STRIPS	MICHELIN	MICHELIN	MICHELIN
RIMS	REFLEX 32H	REFLEX 32H	REFLEX 32H
SPOKES	WHEELSMITH	WHEELSMITH	WHEELSMITH
SPOKE GAUGE	14/15	14/15	14/15
SPOKE NIPPLES	ALLOY	ALLOY	BRASS
STEM	TTT SYNTHESIS	TTT SYNTHESIS	TTT SYNTHESIS
SEAT POST	RECORD	Chorus	Athena
SADDLE	STRADA TI	STRADA TI	STRADA TI
TIRES	MICHELIN SC	MICHELIN SC	MICHELIN SC

Campagnolo **\$2,419.99** **\$1,749.99** **\$1,399.99**

Shimano road DURA ACE ULTEGRA 105

R/D	DURA ACE	ULTEGRA	105
F/D	DURA ACE	ULTEGRA	105
HEADSET	DURA ACE	ULTEGRA	105
BOTTOM BRACKET	DURA ACE	ULTEGRA	105
CRANKSET	DURA ACE	ULTEGRA	105
BRAKE CALIPER	DURA ACE	ULTEGRA	105
STI LEVERS	DURA ACE	ULTEGRA	105
CASSETTE	DURA ACE	ULTEGRA	105
HUBSET	DURA ACE	ULTEGRA	105
CHAIN	DURA ACE	ULTEGRA	105
BAR	TTT FORMA	TTT FORMA	TTT FORMA
TUBES	PRESTA	PRESTA	PRESTA
RIM STRIPS	MICHELIN	MICHELIN	MICHELIN
RIMS	REFLEX 32H	REFLEX 32H	REFLEX 32
SPOKES	WHEELSMITH	WHEELSMITH	WHEELSMITH
SPOKE GAUGE	14/15	14/15	14/15
SPOKE NIPPLES	ALLOY	ALLOY	BRASS
STEM	TTT SYNTHESIS	TTT SYNTHESIS	TTT SYNTHESIS
SEAT POST	American Classic	American Classic	American Classic
SADDLE	STRADA TI	STRADA TI	STRADA TI
TAPE	OTF NEO PRO	OTF NEO PRO	OTF NEO PRO
TIRES	MICHELIN SC	MICHELIN SC	MICHELIN SC

SHIMANO **\$1,999.99** **\$1,419.99** **\$1,199.99**

RODRIGUEZ *

COMPONENT PACKAGES



All of these packages are available in a drop bar configuration with 700c Mavic rims and Shimano barcon shifters. The conversion charge is \$85.

Shimano tour/mtn. XTR standard XT standard LX standard

R/D	XTR	NEW XT	NEW LX
F/D	XTR	NEW XT	NEW LX
HEADSET	XTR	NEW XT	NEW LX
BOTTOM BRACKET	XTR	NEW XT	NEW LX
CRANKSET	XTR	NEW XT	NEW LX
BRAKE CALIPER	XTR V-Brake	NEW XT Canti	NEW LX
BRAKE LEVER	D-C PC-11	D-C PC-8	D-C PC-8
SHIFT LEVER	Grip shift 800	Grip shift 600	Grip shift 600
HUBSET	XTR	NEW XT	NEW LX
CASSETTE	XTR	NEW XT	NEW LX
CHAIN	CN-IG90	HG-91	HG-70
STEM	TITEC OEM	TITEC/BONT	TITEC/BONT
BAR	TITEC OEM	TITEC OEM	TITEC OEM
SEAT POST	TITEC OEM	TITEC OEM	TITEC OEM
SADDLE	Bontrager	Bontrager	Bontrager
GRIPS	Black	Black	Black
TIRES	PIRANHA PRO	PIRANHA PRO	PIRANHA PRO
TUBES	IRC PRESTA	IRC PRESTA	IRC PRESTA
RIM STRIPS	IRC	IRC	IRC
RIMS	M217 or MA2 32h	MM217 or MA2 32h	M217 or MA2 32h
SPOKES	WHEELSMITH	WHEELSMITH	WHEELSMITH
SPOKE GAUGE	14/15	14/15	14/15
SPOKE NIPPLE	ALLOY	ALLOY	BRASS

SHIMANO \$2,099.99 \$1,199.99 \$799.99

Deluxe Ultra light

Shimano tour/mtn. XTR deluxe NEW XT deluxe NEW LX deluxe

R/D	XTR	NEW XT	NEW LX
F/D	XTR	NEW XT	NEW LX
HEADSET	XTR	NEW XT	NEW LX
BOTTOM BRACKET	XTR	NEW XT	NEW LX
CRANKSET	XTR	NEW XT	NEW LX
BRAKE CALIPER	XTR V-Brake	NEW XT V-Brake	NEW LX
RAPID FIRE LEVER	XTR	NEW XT	NEW LX
HUBSET	XTR	NEW XT	NEW LX
CASSETTE	XTR	NEW XT	NEW LX
CHAIN	CN-IG90	CN-IG90	HG-70
STEM	CONTROL	CONTROL	CONTROL
BAR	CONTROL	CONTROL	CONTROL
SEAT POST	American Classic	American Classic	American Classic
SADDLE	Bontrager Ti	Bontrager Ti	Bontrager Cro-mo
GRIPS	None	None	None
TIRES	PIRANHA PRO	PIRANHA PRO	PIRANHA PRO
TUBES	IRC PRESTA	IRC PRESTA	IRC PRESTA
RIM STRIPS	IRC	IRC	IRC
RIMS	MAVIC M217 32H	MAVIC M221 32H	MAVIC M221 32H
SPOKES	WHEELSMITH	WHEELSMITH	WHEELSMITH
SPOKE GAUGE	14/15	14/15	14/15
SPOKE NIPPLE	ALLOY	ALLOY	BRASS

SHIMANO \$2,349.99 \$1,379.99 \$929.99

Budget Shimano

Tour/mtb. STX-RC STX

R/D	STX-RC	STX
F/D	STX-RC	STX
HEADSET	STX-RC	STX
BOTTOM BRACKET	STX-RC	STX
CRANKSET	STX-RC	STX
BRAKE CALIPER	STX-RC	STX
BRAKE LEVER	D-C PC-11	D-C PC-11
HUBSET	STX-RC	STX
CASSETTE	IG-60 7SP	IG-60 7SP
CHAIN	IG51	IG51
STEM	TITEC OEM	TITEC OEM
BAR	TITEC OEM	TITEC OEM
SEAT POST	TITEC OEM	TITEC OEM
SADDLE	Bontrager Cro-mo	Bontrager Cro-mo
GRIPS	Black	Black
TIRES	PIRANHA PRO	PIRANHA PRO
TUBES	IRC PRESTA	IRC PRESTA
RIM STRIPS	IRC	IRC
RIMS	MAVIC M238 32H	MAVIC M238 32H
SPOKES	WHEELSMITH	WHEELSMITH
SPOKE GAUGE	14/15	14/15
SPOKE NIPPLE	BRASS	BRASS

SHIMANO 689.99 599.99 + \$20 for Gripshift

RODRIGUEZ



CUSTOM TANDEM

WHAT IS A CUSTOM RODRIGUEZ TANDEM?

A **RODRIGUEZ** custom is a frame that is built to fit you and your partner exactly- without compromise. Each tube is sized to your body's proportions for a perfect fit and unsurpassed comfort. A custom tandem is also designed for your riding style and intended use. A custom tandem is intended for the couple who can not fit the standard sizes of production tandems, or the experienced riders who want the ultimate in performance, or the couple that wants a one of a kind perfect tandem!

A Custom **RODRIGUEZ** Tandem does not have to break the bank. We offer different styles of constructions and choices of parts so that you can match your needs with your budget. Choose from one of the following frame styles, and then choose a component package from the next page, and you'll have the price for your ideal tandem bicycle.

See page 19 for a list of extra braze-on options.

Tig Welded- \$1499.99

This is the same process used in the construction of most mountain bikes. It is very strong and durable but does not have a polished appearance. Includes Direct internal frame design, standard tig-welded fork, and one color standard paint.



Tig Welded-Cleaned and Polished- \$1829.99

Our most popular construction. Using the same Tig welding construction process as above the joints are filled with a fiberglass resin then cleaned and polished for an elegant appearance. Includes Direct internal frame design, standard tig-welded fork & one color standard paint.



Fillet Brazed - \$2399.99

This is the traditional but very labor intensive method of building **RODRIGUEZ** frames and forks. The tubes are joined with a brass fillet and then hand sanded to a perfect finish. Includes Direct internal frame design, custom fillet brazed fork, one color standard paint, and pump painted to match.



CUSTOM TANDEM



PARTS GROUPS

Parts du Jour

For the limited budget

Help us clean the warehouse on this one and we'll help you out on the price of the parts group. We'll choose the parts, (they may be all of one brand or a combination of several) and the price will be GOOD!

\$1099.99

Shimano LX/XT

For the more discriminating taste

Shimano Deore LX/XT drive train, Sugino tandem crankset, sealed bottom brackets and hubs, drop or straight handle bars.

\$1499.99

A la Carte

If you want more than just a custom frame, you also want a custom parts group, choose a la carte

Sky's The Limit

To place your custom Tandem order, we will need pages 18 & 19 completed. We will also need a complete fit kit for both of you. We will perform your fit kit measurements by appointment during or after hours at R+E Cycles. Call us at 206-527-4822 to make your appointment today!

If you live out of the area, or for some other reason cannot make it in to our store, we can still build your custom Tandem. Call us at 206-527-4822 and we will arrange for a shop in your area to perform the measurements or provide you with a work sheet so you can take the measurements yourself.

We've got hundreds of stock paint colors. You'll need to stop in or speak with us over the phone to decide your paint colors. If you've got a special design in mind, bring it in or send it to us, and we'll price it for you.


Most people have never ridden a tandem before. We realize this and we are ready to answer your questions as well as ask you the pertinent questions that will enable you to make an appropriate tandem purchase. We'll make sure that this is a fun experience; we'll teach you the skills that are necessary to captain the tandem and we'll teach you the tricks that make a good stoker.

TANDEM UPGRADES



HYDRAPOST- \$99.99

Great for the stoker. Allows for about 2 inches of dampened suspension.... very comfortable.



DRAG BRAKE- \$99 ~ \$250

Arai drum brake pictured here. A drag brake allows for the tandem to be slowed down on long winding descents without wearing out your hands while you feather the brakes. These hope disc brakes just work a little stronger and cost a little more.



Softride Stoker position- \$610

Gives the Stoker the most suspended ride available.

PAINT UPGRADE PRICES

Paint can be a confusing thing if you want something that's different than standard one color, be here are some of the most common paint upgrades and their prices. Except for Accessories, these **prices are for single bikes, multiply them by 2 for tandems.**

Design Charges

Simple Fade	\$10 <input type="checkbox"/> +extra color
Super Fade	\$30 <input type="checkbox"/> +extra color
Faded Panel	\$20 <input type="checkbox"/> per panel +extra color
Masked Panel	\$20 <input type="checkbox"/> per panel +extra color
Simple Lug Edge	\$16 <input type="checkbox"/> each +extra color

Color charges

Extra color	\$50 <input type="checkbox"/> per extra color
Radiance color	\$60 <input type="checkbox"/> per color
Pearl coat	\$20 <input type="checkbox"/>

Painting Accessories

Stem	\$30 <input type="checkbox"/>
Fenders	\$60 <input type="checkbox"/> pair

CUSTOM TANDEM



CUSTOMER INFORMATION

Captain Name _____
 Stoker Name _____
 Street Address _____
 City, St, Zip _____
 Day Phone _____
 Evening Phone _____
 Sales Person _____ Date _____

GENERAL TANDEM INFORMATION

Wheel size 700c 26" 650b
 Small chainring size _____
 Largest tire size _____
 Rider interchangeability Yes No
 Fenders Yes No
 Captain crank arm length _____
 Captain shoe size _____

CHOOSING A TANDEM

FRAME DESIGN

<input type="checkbox"/> Tig-welded	\$1499.99
<input type="checkbox"/> Tig-welded Cleaned and Polished	\$1829.99
<input type="checkbox"/> Fillet Brazed	\$2399.99

FRAME UPGRADE OPTIONS

Custom multi-shape tubing \$325.00

SOFTTRIDE™ (includes beam) \$610.00

COMPONENTS

<input type="checkbox"/> Parts du Jour	\$1099.99
<input type="checkbox"/> Shimano LX/XT	\$1499.99
<input type="checkbox"/> A la Carte	Up to you

COMPONENT UPGRADE OPTIONS

Hydrapost rear	<input type="checkbox"/>	\$99.99
Arai Drum Brake	<input type="checkbox"/>	\$99.99
Hope Disc Brake (Steel)	<input type="checkbox"/>	\$199.99
Hope disc Brake (Alloy)	<input type="checkbox"/>	\$259.99
Zefal HPX pump (Painted to match bike)	<input type="checkbox"/>	\$64.99

SHIFTING OPTIONS

<input type="checkbox"/> Down Tube	N/C
<input type="checkbox"/> Bar end	N/C
<input type="checkbox"/> Grip shift (flat bar only)	N/C
<input type="checkbox"/> Sachs Ergo upgrade	\$289.99

HANDLE BAR OPTIONS

STOKER BARS Drop Flat

CAPTAIN BARS Drop Flat

All prices subject to change without notice.

See frame term glossary on pg. 4

CUSTOM TANDEM



STANDARD BRAZE-ONS

Seat Binders	<input type="checkbox"/> Allen Bolts	<input type="checkbox"/> QR	N/C
Controls	<input type="checkbox"/> DT Bosses	<input type="checkbox"/> DT Stops	N/C
Brakes	<input type="checkbox"/> Cantilever	<input type="checkbox"/> Sidepull	N/C
	<input type="checkbox"/> Water Bottles (4 standard)		N/C
Brand of Pump (if not Zefal)			N/C
	<input type="checkbox"/> Blackburn Lowrider Front Rack		N/C
Rear Rack Brand			N/C

EXTRA BRAZE-ON OPTIONS

<input type="checkbox"/> Extra Bottles #	
<input type="checkbox"/> Chainhanger	\$19.99
<input type="checkbox"/> Spoke Holder	\$54.99

HUB BRAKE

(required if you choose hub brake component option)

<input type="checkbox"/> Arai Drum	\$54.99
<input type="checkbox"/> Hope Disc	+ cost of brake
Controlled by <input type="checkbox"/> Captain	
<input type="checkbox"/> Stoker	

Internal Top Tube Brake Cable Routing \$100.00

Xtra eyelets (1 pr. std) Front \$40.00 pr

Rear \$40.00 pr

Other Explain \$

GRAND TOTALS

Write in totals from page 18-19

1.) Frame Design	
2.) Frame Upgrades	
3.) Components	
4.) Component Upgrades	
5.) Shifting Upgrades	
6.) Extra Braze-ons	
7.) Other	
8.) Additional paint	
	Bike subtotal
10.) Accessories (pg 21-23)	
	Sub total
	Sales tax
	Grand total

RODRIGUEZ

THE STELLARS



Finally a bike designed for real women.

Over the last 16 years I have performed thousands of bicycle fit consultations. The majority of these have been with women. I have usually ended up helping them modify their existing bikes or designing custom frames for them.

Over the years this frame design has evolved and has been built on a custom order basis under the **RODRIGUEZ** name. It usually requires waiting 10-12 weeks for delivery and spending \$1900 minimum in order to receive a bicycle.

I am excited to provide a limited production run of this design for 1996. Hand built in Seattle, **RODRIGUEZ** is now offering a limited availability of this frame design, the "Stellar" ★★ - the perfect road bike for women. With equal size 650 wheels and a short top tube that slopes upward, you'll find you're in the most comfortable road riding position imaginable. The smaller wheels allow us to build the Stellar in standard road geometry without compromising the comfort or performance of the rider. In addition, these smaller wheels make the bike lighter and faster! A triple chain ring makes hill climbing a breeze. These bikes are being produced in 3 sizes: 46,49, and 51cms to fit people from approx. 4' 11" to 5' 7".

Along with the frame design, where appropriate, the components have also been selected for their compatibility with the generally smaller anatomy of women. You'll find proportionally selected handlebars and stems, as well as crank sets. The bike comes stock with compact brake levers for easier use and less hand fatigue. The bar end shifters are also easy to use, especially if you have smaller hands.

The entire bike has been designed, built, painted and assembled by hand in Seattle. The frame carries our lifetime warranty and we include a 2 year warranty on its hand built wheels. It's painted a deep "Night Sky Purple" and sells for \$1000 without pedals.

'Here at RODRIGUEZ, bikes for women are nothing new.'



Estelle Gray

- * Owner of R+E Cycles
- * Women's tandem
- Ride across America world record holder
- * A lifetime of bicycling
- * Designer of the Rodriguez Stellar

MORE PRODUCTS

MAUDE & MISCHA'S ACCESSORY CENTRAL

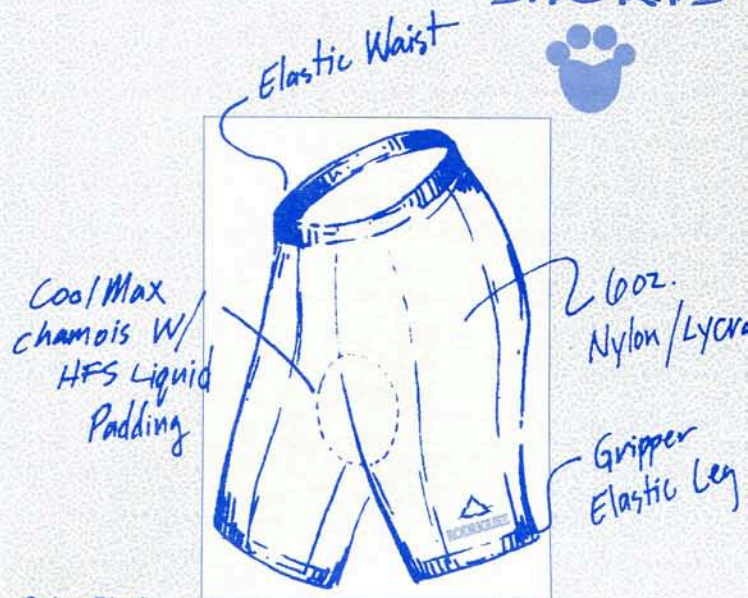


Maude



Mischa

MAUDE'S FAVORITE SHORTS



Color: Black
 Men's Sizes: XS, S, M, L, XL, XXL
 Women's Sizes: S(4-6), M(8-10), L(12-14), XL(16-18)

\$39.99

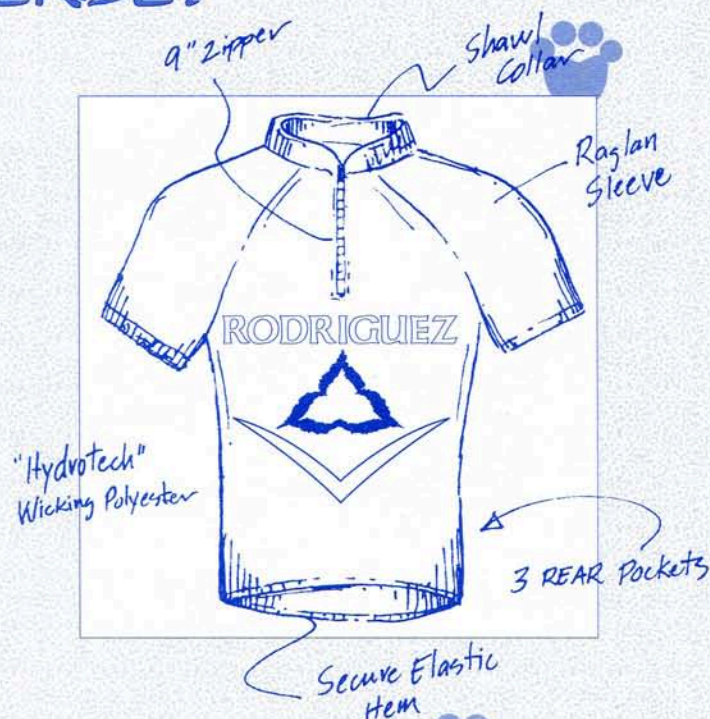
or \$29.99

(with custom bike purchase)

Our '96 short features an amazing liquid padded chamois that cuts down on road shock, eliminates friction, and reduces pressure dramatically. The chamois is also baseball cut & CoolMax covered. The short itself is made of durable Spandex/Lycra. (Not recommended as a tug-of-war toy, although sometimes used as one).

MORE PRODUCTS

MISCHA'S FAVORITE JERSEY



\$44.99
or **\$34.99**

(with custom bike purchase)

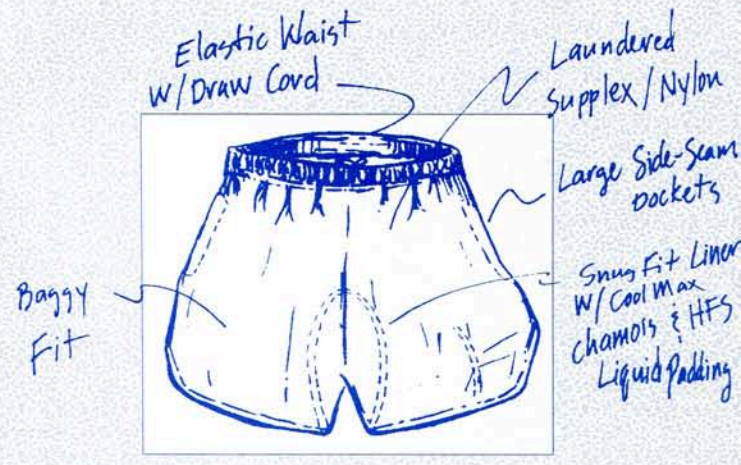
Our '96 jersey features a multi-color design. The Hydrotech fabric wicks perspiration and keeps you dry and comfortable. (Watch out if Mischa's around, he'll wad it up and use it for a bed).

Sizes: XS, S, M, L, XL, XXL

Color: Red sleeves & side panels, White front, Navy collar & sleeve cuffs Unisex

MORE PRODUCTS

FOR THOSE WHO PREFER A LITTLE MORE CASUAL LOOK



Colors: Dark Grey, Navy Blue

Sizes: S, M, L, XL, XXL

\$39.99
or **\$29.99**

(with custom bike purchase)

Our '96 baggy short has a liner that works like a short inside a short. The liner is padded with the same HFS liquid padding as in Maude's favorite shorts. These hold up a little better for tug-of-war, though still not recommended. (No matter what Maude says).

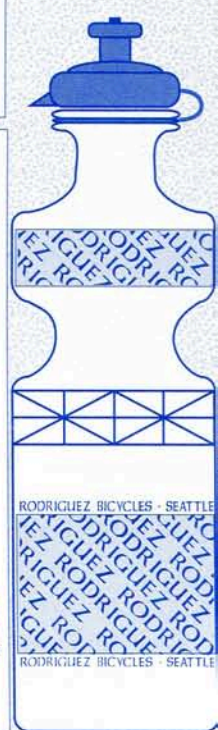
BLACK AND BLUE

2-color (black and blue)

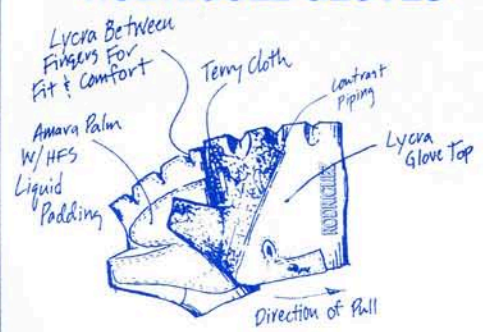
Rodriguez water bottle.

\$3.99 or \$1.99

(With your \$100 purchase from this catalogue)



RODRIGUEZ GLOVES



\$24.99 or \$19.99

(with your custom bike purchase)

Fingerless gloves. Leather palm with HFS Liquid padding. Available in 2 colors (black and blue) and 5 sizes. Unisex sizes: XS, S, M, L, XL

RODRIGUEZ U-LOCK

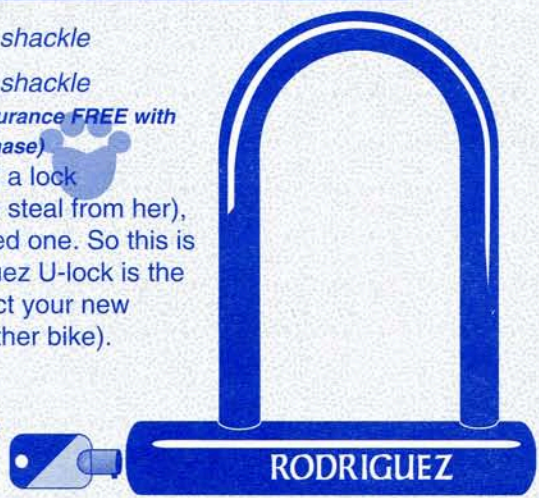
\$29.99 Standard shackle

\$39.99 Xtra-long shackle

(First 2 years \$1000 insurance FREE with your custom bike purchase)

Maude doesn't need a lock (everyone's afraid to steal from her), but Mischa does need one. So this is his lock. The Rodriguez U-lock is the perfect way to protect your new Rodriguez (or any other bike).

This lock provides a **\$1000.00 Anti-theft guarantee*** if your bike is ever stolen!



*optional (\$11 for first 2 years, \$7 per year after)

RODRIGUEZ

R+E CYCLES

5627 UNIVERSITY WY NE
SEATTLE WA 98105

206-527-4822

FAX 206-527-8931

E-MAIL RODRTANDEM@AOL.COM

